


2024 ANNUAL REPORT

Progressing towards
brighter future everyday!



NON
GROUP OF COMPANIES

Corporate Information

Board of Directors

Mr. K. Iqbal Talib	Chairman
Lt Col Abdul Khaliq Khan (Retd)	Chief Executive / Director (Executive Director)
Mr. Saif Ullah Khan Noon	(Non- Executive Director)
Mr. Irfan Ahmed	(Non- Executive / Independent Director)
Syed Ali Raza	(Non- Executive / Independent Director)
Mr. Atta Ali Malik	(Non- Executive / Independent Director)
Ms. Maryam Mamdot	(Non- Executive / Independent Director)

Audit Committee

Mr. Atta Ali Malik	Chairman
Syed Ali Raza	Member
Ms. Maryam Mamdot	Member

Technical Committee

Mr. Irfan Ahmed	Chairman
Mr. Saif Ullah Khan Noon	Member
Lt Col Abdul Khaliq Khan (Retd)	Member

HR & R Committee

Syed Ali Raza	Chairman
Mr. Saif Ullah Khan Noon	Member
Lt Col Abdul Khaliq Khan (Retd)	Member

Management

Lt Col Abdul Khaliq Khan (Retd)	Chief Executive
Mr. Saif Ullah Khan Noon	Executive Director
Syed Adeel Ahmed	Chief Operating Officer
Mr. Rizwan Sohail (FCA)	Chief Financial Officer

Company Secretary

Head Internal Audit Auditors	Mr. Nasir Iqbal Ansari Muhammad Ashfaq (FCMA) Shinewing Hameed Chaudhri & Co. Chartered Accountants Hassan & Hassan (Advocates)
-------------------------------------	---

Legal Advisers

Bankers

Askari Bank Limited	Al Baraka Bank (Pakistan) Limited
Bank Alfalah Limited – Islamic Banking	Bank Islami Pakistan Limited
Dubai Islamic Bank Pakistan Limited	Faysal Bank Limited
Habib Bank Limited – Islamic Banking	MCB Bank Limited
Meezan Bank Limited	Mobilink Microfinance Bank
National Bank of Pakistan	Samba Bank Limited
The Bank of Punjab	United Bank Limited

Registered Office

66-67-A, Garden Block, New Garden Town, Lahore.
Tel. (042) 35831462-3,
E-mail: noonshr@brain.net.pk, noonshr66@gmail.com

Shares Registrar

Corplink (Pvt.) Limited
Wings Arcade, 1-K Commercial, Model Town, Lahore.
Tel. # (042) 35839182, 35916714, 35916719
Fax # (042) 35869037, E-mail: shares@corplink.com.pk
Website: www.corplink.com.pk

Mills

Bhalwal, District Sargodha.

Website

www.noonsugar.com



Mission Statement

“Noon Sugar Mills Limited is committed to continue its sustained efforts towards optimizing its resources through updated technology, staff motivation and good corporate governance so as to Insha Allah maintain its tradition of high yield and handsome returns to its shareholders on their investment in the Company.”

Company Profile

Noon Sugar Mills Limited is reputed as one of Pakistan's oldest and the most valued business entities with a vision that transcends geographical as well as corporate boundaries. Since inception, the business practices of NSML have been governed by principles of integrity, honesty, fair dealing and compliance with all applicable laws. NSML Directors and Employees have upheld the rich traditions of adhering to the laws of the land, demonstrating a steadfast commitment to protecting the interests of shareholders and promoting environmental sustainability.

The Company was incorporated in 1964 as a public company listed on all the Stock Exchanges of Pakistan for setting up of a plant for manufacture of white sugar, in the province of Punjab. The plant went into production in 1966 with a daily crushing capacity of 1,500 TCD of sugar cane, a capacity that was increased to 4,000 TCD in 2002 and later expanded to 12,000 TCD in 2006 after further extensions. In the fiscal year 2022-23 our crushing capacity was regularized to 19,000 TCD, with the ongoing in-house plant modernizations we aim to reach this crushing capacity in coming years, Inshallah.

An Ethanol Distillery Division of French origin was established in 1986 with a production capacity of 50,000 litres/day of industrial-grade ethanol. In 2002, another facility, incorporating Brazilian-based technology, was added, boasting a production capacity of 30,000 litres/day of industrial-grade ethanol. Subsequently, in 2005, a new fuel-grade ethanol plant with a capacity of 100,000 litres/day, based on Molecular Sieve technology was added. To further enhance our production, a new plant with a capacity of 50,000 liters/day was added in 2017-18. This expansion significantly increased our rectified production capacity from 80,000 liters to 130,000 liters per day.

An Effluent Treatment Plant, employing Canadian UEM Bio-Gas digesters technology, has been operational since 1997. This facility utilizes bio-degradable wastewater as a renewable source of energy, replacing 70% of fuel oil/natural gas for the generation of process steam and electricity. This initiative underscores the company's commitment to fulfilling its environmental obligations and reducing our environmental footprint.



Mission Statement

Sugar Plant

- The company was formed in 1964, and the plant was commissioned in 1966-67 in Bhalwal, Distt. Sargodha, Punjab, Pakistan.
- The original plant capacity of 1500 Tons Crushing/Day was increased to 2,500 Tons Crushing/Day in 1972.
- In 1991, there was a change of process from Double Carbonation Double Sulphitation (DCDS – direct consumption sugar) to Defection Remelt Phosphatation Process (DRP – Refined Sugar), and the plant was balanced at 3500 Tons Crushing/Day.
- To improve both efficiency and milling capacity, a replacement of the 3-roller mill with a 5-roller mill was undertaken in 1994-95, achieving 4000 Tons Crushing/Day.
- The plant underwent through further enhancements in 2006-07 to increase its processing capacity to 12,000 Tons per Day.
- In the fiscal year 2022-23, the our crushing capacity was regularized to 19,000 Tons per Day, with subsequent modifications and modernization we aim to reach this crushing capacity in coming years.
- The Sugar division holds ISO 9001:2015 certification from SGS, FSSC 22000 certification from Bureau Veritas, and International Halal Certification.

Distillery Plant

- The distillery plant was installed and commissioned during 1985-86.
- Initially, it had the capacity to produce 50,000 Liters per day of industrial-grade ethanol.
- In 1998-99, an Effluent Treatment Plant was installed to treat distillery plant waste and produce energy from Bio-gas.
- A new plant with a production capacity of 30,000 Liters per day was added during 2002-03.
- In 2004-05, an Anhydrous Ethyl Ethanol Plant with a daily capacity of 100,000 Liters of fuel-grade Ethanol was installed to produce fuel-grade ethanol.
- Another plant with a capacity of 50,000 Liters per day was added during 2017-2018.
- The total cumulative production capacity of the distillery plant is now 130,000 Liters per day.
- The ongoing in-house plant modernization process we aims to achieve a daily capacity of up to 140,000 liters.
- The distillery division has been ISO certified since 1998 and currently holds ISO 9001:2015 certification from United Registrar of Systems



MR. K. IQBAL TALIB

Chairman / Non-Executive Director

Mr. K. Iqbal Talib after having relinquished his executive responsibilities has been elected as Chairman of the Board. Iqbal Talib is a Post-Graduate in Chemistry (MSc) from Aligarh Muslim University and attended Post-Graduate course in process technology at Begg Sutherland & Co., a subsidiary of BIC. He has over 49 years of technical and managerial experience in sugar industry. He joined Noon Group in managerial position in 1973 and is a member of the Board since 1977. Iqbal Talib has been President of Pakistan Society of Sugar Technologists and Chairman of Pakistan Ethanol Manufacturers Association apart from being on the Board of various other companies of the Noon Group.



LT COL (R) ABDUL KHALIQ KHAN

Chief Executive Officer

Mr. Abdul Khaliq Khan has been a valuable member of the Noon Sugar Mills Limited Board since March 2014, serving as Chief Executive Officer since April 2018. His steadfast commitment and leadership continue to contribute significantly to the organization. Joining the Noon Group in 2001, he ascended to key positions, showcasing his dedication and expertise. A graduate of the Pakistan Military Academy Kakul, he also holds a Master's Degree in International Relations. Commissioned into the Pakistan Army in 1975, he dedicated 25 years to various Command and Staff appointments, garnering extensive experience. Actively participated in numerous courses, seminars, training programs, and workshops, he remains committed to continuous learning. His expertise spans operational, administrative, and human resource management, along with a profound understanding of assessment and evaluation systems.





SAIF ULLAH KHAN NOON

Executive Director

Mr. Saif Ullah Khan Noon is a young and energetic member of the Noon Family, the son of the renowned businessman Malik Adnan Hayat Noon. He completed his schooling at Millfield Boarding School, UK, and successfully earned his B.Sc. (Hons) degree in International Business Management from The Royal Agricultural University, Gloucestershire, England. A well-groomed and disciplined young professional, he carries forward the great legacy of the Noon Family. His presence on the Board is a valuable addition, signifying the Noon Family's commitment to the continuous growth and prosperity of the Noon Group of Companies.

SYED ALI RAZA

(Non- Executive / Independent Director)

Syed Ali Raza is a member of the Noon Sugar Mills Board as a certified Independent Director. He is also the Chairman of Human Resource Committee of the Board and Member of the Audit Committee of the Board of Noon Sugar Mills Limited. He is a renowned lawyer and rule of law expert from Pakistan. He is a Fisher Family Fellow from the Stanford University, USA, and is also a Legislative Fellow of the US State Department.

He holds LL.M. in International and Comparative Laws from the National University of Singapore. He is one of the partners at Common Law Chambers which is one of the leading firms of Pakistan that offer legal and policy solutions to clients from both the public and private sector.



Mr. Atta Ali Malik

(Non- Executive / Independent Director)

Mr. Atta Ali Malik, is a financial expert and serial entrepreneur. He currently serves as a Partner at Chaudhary Malik & Co. (Financial Advisory Firm), a Partner at Athena Consultancy Services, U.A.E. and Director Strategic Advisory at Intellectual Bunch Ltd, UK.

Ali served as faculty at various institutions, including Govt. College University, Lahore, Accounts and Audit Training Institute (Govt. of Pakistan), Lahore, and Management and Professional Development Department, Govt. of Punjab. He also taught as adjunct faculty at Boston University Questrom School of Management.

Ali has an MBA from Boston University, where he was a Dean's Scholar and is a Beta Gamma Sigma alumni. He also holds an MS in Computer Science from Lahore School of Management Sciences and a B.Sc. in Civil Engineering from the University of Engineering & Technology, Lahore.



Mr. Irfan Ahmed

Non-Executive Director

Mr. Irfan Ahmed, graduated from National University of Sciences & Technology (NUST) with a Bachelor of Engineering degree in Mechanical. He completed his Master of Business Administration specializing in Marketing from IBA, Punjab University. He has attended a number of leadership and management courses. A commercially astute professional with over 15 years of robust understanding of sales, marketing and organizational restructuring, Irfan has successfully strategy building abilities and effective execution methods to achieve sales and profitability targets.





Ms. Maryam Mamdot

(Non- Executive / Independent Director)

Ms. Maryam Mamdot is a Barrister-at-Law and an Advocate of the High Courts. She has over 13 years of experience managing contentious and non-contentious corporate and commercial matters in Pakistan. Her practice has comprised general advice, opinions, drafting and negotiating contracts, joint ventures, due-diligence, structuring and leading complex and high value transactions and dispute resolution including international arbitration. Her practice areas include oil and gas, power generation, environment, employment and labour, private international law, construction, real property, foreign investment, capital markets and securities, public and private sector projects. Maryam obtained her LLB (with Honors) from the University of Warwick, UK. She was called to the Bar by the Honourable Society of Lincoln's Inn, UK.

Syed Adeel Ahmed

Chief Operating Officer

Syed Adeel Ahmed is an accomplished senior executive with over 26 years of experience. He assumed the role of Chief Operating Officer at Noon Sugar Mills in July 2023, bringing with him a wealth of expertise at leadership roles in local and multinational conglomerates, including Dawlance, Dawood Lawrencepur Textile, Kansai Paint Japan, Alghurair LLC Dubai, Sharif Group and Diamond Group of Industry. With an Executive MBA from LUMS and Chartered Management Accountant having 24 years of post qualification experience. His diverse experience spans Corporate Entrepreneurship, Management, Accounting & Finance, Audit, IT & ERP Automation and Agricultural Development, particularly related to sugarcane. He has achieved significant milestones in the Sugar Sector including managing a Sugar Mill, setting up an Ethanol Distillery plant, and overseeing a 62MW bagasse-based Power Plant. He has served as the Chairman of the Sugar Advisory Board at the ICMAP. His leadership is poised to drive Noon Sugar Mills toward continued growth and success.





Mr. Rizwan Sohail

Chief Financial Officer

Mr. Rizwan Sohail joined Noon Sugar Mills Limited in 2017 as Chief Financial Officer, recognized as a Fellow Chartered Accountant (FCA) by the Institute of Chartered Accountants of Pakistan. Along with the responsibilities of CFO, he also serves as Head of Sales and Marketing. With a remarkable career spanning over 20 years, he has showcased his financial acumen across diverse industries such as Sugar, Distillation, Chemicals, and Electronics. In addition to holding key leadership positions, he possesses a multifaceted skill set that includes expertise in Strategic Planning, Financial Management. In his role, he adeptly represents Noon Sugar Mills Limited at both national and international levels, actively engaging in conferences and business forums organized by a variety of financial institutions, businesses, and regulatory bodies, showcasing the Company's presence and expertise. His decision-making prowess, analytical acumen, and collaborative leadership style have been pivotal in driving strategic initiatives and achieving success for organizations. As the CFO, he stands as a valuable asset poised to lead Noon Sugar Mills Limited to new heights of success.

Nasir Iqbal Ansari

Company Secretary

Nasir Iqbal Ansari holds a Master's degree in Political Science from the University of the Punjab and an LL.B from Islamia University of Bahawalpur. Mr. Nasir possesses extensive expertise in corporate law and governance. Since May 1995, he has been overseeing the secretarial functions and responsibilities for various industries and trading companies within the renowned Noon Group of Companies, including a distinguished tenure as Deputy Company Secretary and Advisor at Fauji Foods Limited.

He currently holds the position of Group Company Secretary for a portfolio of public and private limited companies within the Noon Group

In addition, Nasir has authored over 200 scholarly articles on company affairs, agribusiness, education, politics, social welfare, tourism, and national prosperity.





Date

05-Apr-24

Analyst

Muhammad Zain Ayaz
zain.ayaz@pacra.com
+92-42-35869504
www.pacra.com

Applicable Criteria

- Methodology | Corporate Rating | Jul-23
- Methodology | Correlation Between Long-term & Short-term Rating Scales | Jul-23
- Methodology | Rating Modifiers | Apr-23

Related Research

- Sector Study | Sugar | Aug-23

Disclaimer

This press release is being transmitted for the sole purpose of dissemination through print/electronic media. The press release may be used in full or in part without changing the meaning or context thereof with due credit to PACRA

PACRA Maintains Entity Ratings of Noon Sugar Mills Limited

Rating Type	Entity	
	Current (05-Apr-24)	Previous (05-Apr-23)
Action	Maintain	Maintain
Long Term	BBB+	BBB+
Short Term	A2	A2
Outlook	Stable	Stable
Rating Watch	-	-

The Pakistani sugar sector, recognized as the second most substantial agro-based industry within the nation, encompasses 91 mills with a collective processing capacity of roughly 80–90 million metric tons. The season ended with a sugar output of ~6.6 million tons, a ~16% decrease from the previous year's ~7.9 million tons due to severe floods that damaged the crop and shortened the harvesting period. Despite the lower crop, the country had sufficient sugar stocks to meet the annual demand, owing to the large carryover from the previous year. Anticipated water scarcity is projected to precipitate a significant ~13.7% contraction in the forthcoming sugarcane supply for MY24, ascribed to a decrement in cultivated area and yield.

The ratings reflect Noon Sugar Mills Limited's ('Noon Sugar' or 'the Company') diverse revenue stream, comprising the sales of sugar and ethanol segment. During MY'23, The Company generated sales from sugar segment ~55% (MY'22: 60%) from ethanol segment ~45% (MY'22: 40%). This diversification in revenue, provide the Company with a competitive advantage and mitigates industry-specific risks. During MY'23, the Company's sugarcane crushing decreased by 28% (MY'23; 0.807mlnMT, MY'22: 1.12mlnMT) attributed to decline in sugarcane cultivation and a shortened season duration. The decline in sugar production (MY'23; 75.7MT, MY'22: 104.7MT) and upswing in overall production costs, stemming from a substantial 33% increase in the minimum sugarcane support price along with inflation and markups, led to dip in profits (MY'23: 419mln, MY'22: 464mln). On the other hand, the Company's margins have improved, predominantly driven by the ethanol segment, with 75% (MY'22: 59%) of the gross profit attributed to the ethanol segment. The Company gross margin stood at (MY'23: 20%, MY'22: 13%) and net profit margin at (MY'23: 4.5%, MY'22: 3.9%).The financial risk profile of the Company is deemed adequate, as it is characterized by effective working capital management, strong coverages, and an adequacy leveraged capital structure. The company borrowing stood at (MY'23: 1,875mln, MY'22: 1,925mln) comprising 100% short-term borrowing, with an equity base at 2,086mln (MY'22: 1,733mln). A strong governance framework augurs well for the Company. Additionally, the Company is in the process of expanding its capacity, which bodes well for its future prospects.

The ratings are dependent on sustaining business margins, while maintaining stable financial risk profile. Any deterioration to revenue, margins, and/or cashflows will impact the ratings negatively. Meanwhile, improvement in capital structure will benefit the ratings.

About the Entity

Noon Sugar Mills Limited is primary engaged in manufacturing and sale of white refined sugar and ethanol exports. The Company has the capacity to crush 12,000 tons of sugarcane and can produce 130,000 liters of ethanol per day. Total sugar production during MY23's crushing season stood at 75,717MT with a sugar recovery rate of 9.37%. Majority shareholding is held by Noon family (~57%) through Ms. Tahia Noon and Mr. Salman Hayat Noon. Whereas, ~5% is held indirectly through Noon Industries Ltd., an associated company. The remaining shareholding is split between public institutions and the general public. The Company's Board is chaired by Mr. K. Iqbal Talib, whereas, Lt. Col. (R) Abdul Khaliq Khan heads the Company as the CEO. He is aided by a team of experienced professionals.

The primary function of PACRA is to evaluate the capacity and willingness of an entity to honor its obligations. Our ratings reflect an independent, professional and impartial assessment of the risks associated with a particular instrument or an entity. PACRA's comprehensive offerings include instrument and entity credit ratings, insurer financial strength ratings, fund ratings, asset manager ratings and real estate gradings. PACRA opinion is not a recommendation to purchase, sell or hold a security, in as much as it does not comment on the security's market price or suitability for a particular investor.

Notice Of Annual General Meeting Noon Sugar Mills Limited

Registered Office: 66-67-A, Garden Block, New Garden Town, Lahore.

Notice is hereby given that the 62nd Annual General Meeting of Noon Sugar Mills Limited will be held on Monday, January 27, 2025, at 11:30 a.m. at 66-67-A, Garden Block, New Garden Town, Lahore to transact the following business:

Ordinary Business


1. To confirm the minutes of the Annual General Meeting held on January 27, 2024.
2. To receive, consider, and adopt the audited accounts for the year ended on September 30, 2024, and the reports of the directors and auditors thereon.
3. To appoint auditors for the year ending on September 30, 2025, and to fix their remuneration.
4. To transact any other business as may be placed before the meeting with the permission of the Chairman.

CLOSURE OF SHARE TRANSFER BOOKS

The Share Transfer Books of the Company will remain closed from January 21, 2025, to January 27, 2025 (both days inclusive) for holding the Annual General Meeting.

CIRCULATION OF ANNUAL REPORT THROUGH QR-ENABLED CODE AND WEBLINK

In accordance with SECP's S.R.O. No. 389(1)/2023 and the shareholders' special resolution (January 27, 2024), the Company will now distribute its annual reports digitally. Please find the 2024 Annual Report via the QR code and weblink below:



<https://noonsugar.net/financial-reports>

NOTES:

1. Participation in the AGM Proceedings:

A member eligible to attend and vote at this meeting may appoint another member as his/her proxy to attend, speak and vote on his/her behalf. Proxies in order to be effective must be received by the Company at the registered office duly stamped and signed not later than forty eight (48) hours before the time for holding the meeting. A member cannot appoint more than one proxy. Attested copy of CNIC must be attached with the proxy form.

2. CDC account holders are required to follow under mentioned guidelines laid down by Securities and Exchange Commission of Pakistan:

(a) For attending the meeting:

- i. In the case of individuals, the account holder or sub-account holder shall authenticate his/her identity by showing his / her original national identity card or original passport at the time of attending the meeting.
- ii. In the case of corporate entity, the Board of Directors' resolution / power of attorney with specimen signature of the nominee shall be produced at the time of the meeting.

(b) For appointing proxies:

- i. In the case of individuals, the account holder or sub-account holder shall submit the proxy form as per the above requirement.
 - ii. The proxy form shall be witnessed by the two persons whose names, addresses and CNIC numbers shall be mentioned on the form.
 - iii. Attested copies of CNIC or the passport of the beneficial owners and the proxy shall be furnished with the proxy form.
 - iv. The proxy shall produce his/her original CNIC or original passport at the time of the meeting.
 - v. In the case of corporate entity, the Board of Directors' resolution/power of attorney with specimen signature shall be submitted to the Company along with proxy form.
3. The members having physical shares are advised to intimate any change in their registered address and the shareholders who have not yet submitted photocopies of their CNIC are requested to send the same at the earliest to Company's Share Registrar i.e. M/s Corplink (Pvt.) Ltd, Wings Arcade, 1-K Commercial, Model Town, Lahore.
4. In compliance with directive of SECP, shareholders are advised to send their respective International Bank Account Number (IBAN) details as per form attached enabling the Company to credit their cash dividend directly into their respective bank accounts.
5. under the provision of Section 132(2) of Companies Act 2017 the shareholders residing in other cities and holding at least ten percent of the total paid up capital may demand the company to provide the facility of video link for participation in meeting. The demand for video link facility shall be received at share registrar address given herein above at least ten days prior to the date of meeting. The prescribed form for consent is enclosed in the Annual Report.
6. The audited financial statements of the Company for the year ended September 30, 2024 are being made available on the Company's website.
7. Members can exercise their right to demand a poll subject to meeting requirements of Section 143 to Section 145 of the Companies Act, 2017 and applicable clauses of the Companies (Postal Ballot) Regulations, 2018.

By order of the Board



NASIR IQBAL ANSARI
Company Secretary
Lahore: December 31, 2024

Chairman's Review

Dear Shareholders,

As we transit into the 2024-2025 crushing season, the prevailing landscapes for the sugar and ethanol industry in Pakistan present significant challenges that demand a unified and proactive approach from all stakeholders.

During the financial year ending September 30, 2024, your Company faced external challenges, including market volatility, rising costs, and financial pressures. To address these, the Company enhanced its focus on operational stability through BMR, reinforcing resilience and safeguarding stakeholders' interests.

The Sugar Division achieved a record sucrose recovery of 10.30%, supported by improved agricultural practices and high-yielding sugarcane varieties. However, margins remained under pressure due to higher support prices of cane, low sugar prices, high borrowing costs, and surplus stock. The Company again urges the government to allow timely sugar exports to stabilize the market.

Ethanol production declined in the Distillery Division due to limited quantity molasses and added ethanol production facilities coming online with global pressures like the Red Sea freight issue. Despite these challenges, management adopted strategies to secure resources and optimize returns.

The Board continues to play its integral role in steering the Company through these testing times, through strategic guidance and effective oversight and has fostered a culture of accountability, innovation, and collaboration, empowering management to enhance operational efficiency, strengthen financial discipline, and embrace sustainable practices. This proactive approach has not only addressed immediate challenges but also fortified the Company's foundation for long-term growth and sustainability.

Looking ahead, the overall outlook remains complex and uncertain, characterized by surplus sugar production, volatile market conditions, and competitive pressures in the ethanol sector. However, the Board and management are steadfast in their commitment to navigating these uncertainties with resilience, agility, and a focus on operational excellence, cost optimization, and value creation for all stakeholders.

Let us approach the new season with unity and determination, placing our trust in the divine guidance of Allah and the traditional support of our shareholders and company employees while drawing on our collective expertise to overcome these challenges. Together, we can transform obstacles into opportunities and pave the way for a strong and prosperous future for our Company.



K. IQBAL TALIB
Chairman



Directors Report to the Members

Dear members,

The Directors of Noon Sugar Mills Limited are pleased to present the 62nd annual report along with Audited Financial Statements of the Company and the Auditors' Report thereon, for the year ended September 30, 2024.

Financial Performance:

Your company has posted an after-tax loss of Rs.619 million in the reporting year, as compared to a profit of Rs.419 million in the corresponding period of the last year. Net sales were Rs.11,326 million in the current year against the net sales of Rs.9,280 million in the last year. Loss per share Rs. 37.50 during the current financial year as against an EPS of Rs.25.39 in the same period last year.

The current fiscal year has proven exceptionally challenging for the Company. Historically high markup rates, rising inflation, and increased taxation significantly escalated production costs, which the company could not absorb, as the government adopted an aggressive stance on controlling sugar prices, further impacting the industry. Despite these challenges, your company demonstrated resilience, achieving a notable increase in revenue. However, the substantial rise in costs seriously eroded the profitability, leading to a net loss for the year as outlined below:

	2024	2023
	Rupees in million	
Net Sales	11,326	9,280
Gross Profit	1,130	1,897
Operating Profit	619	1,244
Total Comprehensive Income	(619)	419
	Rupees	
Earnings Per Share	(37.50)	25.39

Operational Performance:

Sugar:

Your mills crushed 712,164 M. Tons of the sugarcane and produced 73,597 M.Tons sugar, with an average sucrose recovery of 10.30% in 98 days operation, as compared to 807,367 M.Tons of the sugarcane crushing and 75,717 M.Tons of the sugar production with 9.37% sucrose recovery, in 101 days operation in the corresponding period of last year.

The operational performance of Sugar segment for the year under review along with comparative statistics of last year are tabulated below:

		2024	2023
Operating Period	Days	98	101
Cane Crushed	M. Tons	712,164	807,367
Sugar Produced	M. Tons	73,597	75,717
Average Sucrose Recovery	% age	10.30	9.37
Molasses Recovery	% age	3.95	4.49
Molasses Produced	M. Tons	28,303	36,281

The relentless efforts of your management to enhance the efficiency of sugar mills and develop high-yield sugarcane varieties to exercise control on the trash contents and other execution matters contentiously the freshly harvested cane has been rewarded with a record sugar recovery rate of 10.30%. The 2023-24 crushing season experienced a further decline in sugarcane cultivation, particularly in central and upper Punjab, which led to reduced operational days and lower overall crushing volumes.

The Government raised the minimum support price of sugarcane from Rs. 300 to Rs. 400 per maund. The scarcity of sugarcane however sparked a price competition among neighboring mills to maximize crushing, pushing the average sugarcane price beyond the minimum support level.

Nevertheless, the improved earnings are expected to incentivize growers to focus on sugarcane cultivation, potentially expanding the cultivation area in the future.

Distillery:

During the reporting year, 69,562 M.Tons of molasses with a yield of 246 Ltrs/M. Ton was processed, resulting in the production of 13,690 M.Tons of the industrial grade ethanol, as compared to 91,704 M.Tons of the molasses with a yield of 250 Ltrs/M.Ton processed, which resulted in the production of 18,334 M.Tons of the industrial grade ethanol in the previous year.

The operational performance of the Distillery segment for the year under review with comparative statistics of last year are tabulated below:

		2024	2023
Operating Period	Days	192	184
Molasses Processed	M. Tons	69,562	91,704
Ethanol Produced	M. Tons	13,690	18,334
Average Yield	Ltrs./M. Ton	246	250

Procuring molasses at reasonable prices remained a significant challenge during the reporting period. The shorter sugar crushing season, coupled with the appreciation of the US Dollar against the Pakistani rupee in recent years, led sugar mills to demand increasingly higher prices for molasses. Ethanol prices in the international markets, on other hand remained low throughout the year. These factors, along with higher markup costs and the inflation-driven rise in other input costs, have significantly impacted the profitability of the distillery segment, forcing the industry to operate at reduced capacity.

Future Outlook:

Sugar:

The current crushing season began on November 21, 2024. The Punjab Government has not announced the minimum support price for sugarcane, leaving it to be determined by market forces. As a result, the sugar industry is working on developing a sucrose recovery-based formula for determining the cost of sugarcane. This approach aims to help mills in central and upper Punjab compete with those in the Southern region in terms of sugar manufacturing costs.

Initial surveys indicate an 8-10% increase in sugarcane cultivated areas. However, sugarcane yields have been lower due to adverse weather conditions. Overall, the estimated production for the current crushing season is expected to match last year's figures, surpassing again the present level of local annual consumption.

The government has reinforced its intention to monitor sugar sale prices in local markets, which may limit healthy profitability from the sugar segment in the current financial year and unless offset by a lower average of cane procurement prices, is likely to cause a wider gap between the margins and viability of south Punjab due to both higher sucrose recovery and significantly higher volume of crushing and production of sugar impacting the cost of sugar production.

Your management remains proactive in monitoring the evolving landscape of the sugar industry in Pakistan, focusing on maximizing crushing at a reduced cost of production.

Ethanol:

A decline in international demand for ethanol is anticipated for the next financial year, suggesting that ethanol prices may remain depressed in the coming months. Nationwide ethanol production capacities have nearly exceeded the availability of raw materials, making the procurement of molasses at reasonable prices increasingly challenging. The Government's withdrawal of the final tax regime for exporters will lead to increased administrative burdens and potential complications. These factors are expected to place significant pressure on the profitability of the distillery segment.

Related Parties Transaction:

Related parties transactions are being carried out on arm's length basis. A complete list of all related party transactions is compiled and submitted to the Audit Committee at every quarter. The internal audit function ensures that all Related Party transactions are done on an arm's length basis. After review by the audit committee the transactions are placed before the Board for their consideration and approval.

During the year, the Company has carried out transactions with its related parties. Details of these transactions are disclosed in Note 38 to the attached financial statements

Corporate Social Responsibility:

Noon Sugar Mills Limited (NSML) is committed to playing an active role in supporting and working for sustainable community and social development. Corporate Social Responsibility (CSR) is integrated into its core values and is an integral part of the Company's overall mission.

Following are a few ongoing initiatives taken by NSML to fulfill its corporate social responsibilities:

- a. Your company is providing quality education by establishing and running a college and a modern English medium Model High School in the Employees Housing Colony of NSML, to benefit its employees' children and families living in the Mill's vicinity. The employees' children are also encouraged to pursue higher education by grant of scholarships starting from matriculation upwards every year.
- b. NSML is running a fair-price shop in the housing colony for the provision of household items at subsidized rates.
- c. It also run a free dispensary in Bhalwal for the past 31 years and provides free medicines to the poor patients of adjoining housing colonies.

Compliance with the Code of Corporate Governance:

The requirements of the Listed Companies (Code of Corporate Governance) Regulations, 2019 relevant for the year ended September 30, 2024, have been duly complied with. A statement to this effect is annexed to the Report.

Corporate and Financial Reporting Framework:

The financial statements together with the notes thereon have been drawn up by the management of the Company in conformity with the Companies Act, 2017 and applicable International Financial Reporting Standards (IFRS). These statements present fairly the Company's state of affairs, the results of its operations, cash flow, and changes in equity.

The Board of Directors hereby declares that:

- IFRSs as applicable in Pakistan, have been adequately followed in the preparation of Financial Statements and any departure therefrom has been adequately disclosed in "Notes to the Financial Statements" and explained the reason thereof;
- proper books of accounts of the Company have been maintained by the Company;
- appropriate accounting policies have been consistently applied in the preparation of financial statements and accounting estimates are based on reasonable and prudent judgment;
- the system of internal controls is sound in design and has been effectively implemented and monitored;
- there are no doubts upon the Company's ability to continue as a going concern;
- there has been no material departure from the Best Practices of Corporate Governance, as provided in the Listed Companies (Code of Corporate Governance) Regulations, 2019;
- The key operating and financial data of the last six years is annexed to this Report.
- there are no statutory payments on account of taxes, duties, levies, and charges which are outstanding as at

September 30, 2024, except for those disclosed in the financial statements;

- the Directors, CEO, CFO, Company Secretary, and their spouses and minor children have not made any transactions in the Company's shares during the year ended September 30, 2024.
- Cost of the investments of employees' retirement funds are as follows:

Staff Retirement Benefits:

The Company has maintained a recognized provident fund, and based on financial statements of funds, value of its investment is as follows:

As at September 30, 2024	Rs. 60.001 million
As at September 30, 2023	Rs. 56.040 million

The gratuity scheme is currently un-funded and annual provision is made on the basis of actuarial valuation to cover obligation under the scheme for all eligible employees and the details are contained in Note 8 to the audited financial statements for the year ended September 30, 2024.

Pattern of Shareholding of the Company (Form 20) as on September 30, 2024 is annexed whereas other related information is as follows:

Shares held by:

Number of shares held

I. Associated Companies, undertakings and related parties:	
Noon Industries (Pvt.) Limited:	475,161
II. Mutual Funds:	Nil
III. The Directors and their spouse and minor children:	

Names of Directors	Own self	Spouse	Minor Children
Mr. Saif Ullah Khan Noon	355,017	Nil	Nil
Mr. K. Iqbal Talib	26,360	7,260	Nil
Lt Col Abdul Khaliq Khan (Retd)	1	Nil	Nil
Syed Ali Raza	1	Nil	Nil
Mr. Irfan Ahmed	1	Nil	Nil
Mr. Atta Ali Malik	1	Nil	Nil
Ms. Maryam Mamdot	1	Nil	Nil

IV. Executives:	Nil	Nil	Nil
-----------------	-----	-----	-----

V. Public Sector Companies and Corporations, Joint Stock Companies and others:

	Shares held	Percentage
	2,264,686	13.71%

VI. Banks, Development Finance Institutions, Non-Banking Finance Companies, Insurance Companies, Takaful, Modarabas and Pension Funds:

	Shares held	Percentage
	7,219	0.04 %

VII. Shareholders holding five percent or more voting rights:

	Shares held	Percentage
Ms. Tahia Noon	6,000,000	36.33 %
Malik Adnan Hayat Noon	3,907,626	23.66 %
Mr. Taimur Hayat Khan Noon	1,858,815	11.25 %
Bulk Management Pakistan (Pvt.) Limited	924,699	5.60%

Trading in Shares:

	Sold	Purchase
Directors / Executives	Nil	Nil

Meetings of Board of Directors and Attendance:

During the year under review, four meetings of the Board of Directors were held. Attendance by each director was as under:

Names of Directors	Meetings Attended
Mr. K. Iqbal Talib	4
Mr. Saif Ullah Khan Noon	3
Lt Col Abdul Khaliq Khan (Retd)	3
Mr. Irfan Ahmed	2
Syed Ali Raza	4
Mr. Atta Ali Malik	4
Ms. Maryam Mamdot	3

Leave of absence was granted to the directors who could not attend the Board meetings.

Meetings of Audit Committee and Attendance:

During the year under review, four meetings of the Audit Committee were held. Attendance by each director was as under:

Names of Directors	Meetings Attended
Mr. Atta Ali Malik	4
Syed Ali Raza	4
Ms. Maryam Mamdot	3

Meetings of HR&R Committee and Attendance:

During the year under review, four meetings of the HR&R Committee were held. Attendance by each director was as under:

Names of Directors	Meetings Attended
Syed Ali Raza	4
Mr. Saif Ullah Khan Noon	3
Lt Col Abdul Khaliq Khan (Retd)	4

Meetings of Technical Committee and Attendance:

During the year under review, four meetings of the Technical Committee were held. Attendance by each director was as under:

Names of Directors	Meetings Attended
Mr. Irfan Ahmed	3
Mr. Saif Ullah Khan Noon	3
Lt Col Abdul Khaliq Khan (Retd)	4

Number of Meetings of Shareholders:

During the year under review, the annual general meeting was held on January 27, 2024.

Outstanding Statutory Payments:

All outstanding payments are of a normal nature.

Director's Remuneration Policy:

The Board of Directors has approved a formal policy for the remuneration of executive directors depending upon their responsibility in the affairs of the Company. Remuneration of the executive directors shall be approved by the Board of Directors, as recommended by the Human Resource and Remuneration Committee. The Company will not pay any remuneration to Independent Directors except fees for attending meetings of the Board and its committees.

Board Performance Evaluation:

In compliance with Regulation 10(3)(v) of the Listed Companies (Code of Corporate Governance) Regulations, 2019, the Board of Directors has put in place a mechanism for the annual evaluation of the performance of the Board as a whole, Board committees and individual members of the Board. As part of this process, the Company Secretary carried out the performance evaluation for the financial year 2023-24 and, based on the valuable feedback received from the Directors, a report was prepared and submitted to the Board for review.

Role of Shareholders:

The Board aims to ensure that the Company's shareholders are timely informed about the major developments affecting the Company's state of affairs. To achieve this objective, information is communicated to the shareholders through quarterly, half-yearly and annual reports are being promptly placed on Company's website. The Board encourages the shareholders' participation at the general meetings to ensure the desired level of accountability.

Dividend:

Based on the financial results for the year ended September 30, 2024, the Company has reported a net loss of PKR 619 million, the Board has not recommended any entitlements, such as dividend, bonus shares, or other distributions, for the year ended September 30, 2024.

Health, Safety & Environment:

The Company adheres and ensures strict compliance of internationally acceptable health, safety and environment standards and we continue refining our processes for safer, more sustainable operations for today and tomorrow.

Auditors:

M/s Shinewing Hameed Chaudhri & Co., Chartered Accountants, the retiring auditors have offered their services for another term. The Board proposes their appointment as recommended by the Audit Committee.

Acknowledgement:

We acknowledge invaluable support from all of our stakeholders including financial institutions, vendors, customers and shareholders of our Company. We take this opportunity to appreciate our employees for their commitment, dedication and round the clock efforts for the growth of the Company.

For and on behalf of the Board



Chief Executive



Director

Lahore: December 31, 2024

Noon Sugar Mills Limited

Six years' review at a glance

Year ended September 30,	UOM	2024	2023	2022	2021	2020	2019
Sugar Production:							
Cane crushed	(M.Tons)	712,164	807,367	1,120,350	863,552	543,477	630,929
Average sucrose recovery	(%)	10.30	9.37	9.36	9.60	9.71	10.01
Sugar produced	(M.Tons)	73,597	75,717	104,720	82,710	52,787	63,098
Operating period	(Days)	94	101	144	121	105	102
Alcohol Production:							
Molasses processed	(M.Tons)	69,562	91,704	151,780	123,567	85,969	69,229
Alcohol produced	(M.Tons)	16,786,011	18,334	27,256	24,582	17,104	14,311
Average alcohol yield	(Ltrs/Ton)	246.01	250	224	249	249	259
Operating period	(Days)	192	184	294	284	351	216
Operating results:							
Sales	(Rs. In 000')	11,326,384	9,280,031	11,965,974	9,189,680	6,138,166	5,671,219
Cost of sales	(Rs. In 000')	10,197,494	7,383,505	10,406,680	8,183,388	5,178,147	4,805,768
Gross profit	(Rs. In 000')	1,128,890	1,896,526	1,559,294	1,006,292	960,019	865,451
Gross Profit to Net Sales	(%)	9.97	20.44	13.03	10.95	15.64	15.26
Pre-tax profit	(Rs. In 000')	(479,910)	526,567	656,931	377,177	322,368	272,332
Total Comprehensive income	(Rs. In 000')	(619,449)	418,777	463,098	252,458	253,721	229,735
Net Profit to Net Sales	(%)	(5.47)	4.51	3.87	2.75	4.13	4.05
Shareholders' Equity:							
Paid up capital	(Rs. In 000')	165,175	165,175	165,175	165,175	165,175	165,175
Reserves & surplus	(Rs. In 000')	1,235,800	1,920,476	1,567,769	1,162,482	967,835	763,666
Shareholders' equity	(Rs. In 000')	1,400,981	2,085,651	1,732,944	1,327,657	1,133,010	928,841
Break-up value per share	(Rupees)	84.82	126.27	104.92	80.38	68.59	56.23
Earnings per share	(Rupees)	(37.50)	25.39	28.09	15.38	15.50	13.64
Return on equity	(%)	(44.22)	20.08	26.72	19.02	22.39	24.73
Financial position:							
Current assets	(Rs. In 000')	5,228,569	4,100,932	2,778,584	2,809,726	2,738,872	2,719,124
Fixed capital expenditure	(Rs. In 000')	3,824,035	2,050,390	1,799,082	1,611,027	1,529,009	1,486,466
Total assets	(Rs. In 000')	9,075,972	6,174,635	4,584,747	4,425,653	4,273,391	4,211,454
Current liabilities	(Rs. In 000')	7,337,823	4,006,598	2,778,293	2,961,307	2,931,541	3,076,890
Long term debts	(Rs. In 000')	250,000	-	-	75,000	150,000	150,000
Total liabilities	(Rs. In 000')	7,674,991	4,088,984	2,851,803	3,097,996	3,140,381	3,282,613
Current ratio	(%)	0.71	1.02	1.00	0.95	0.93	0.88
Debt equity ratio	Times	1.34	0.90	1.11	1.87	2.18	2.88
Dividends:							
Cash	(%)	0	40	40	35	35	30
Bonus Shares	(%)	0	0	0	0	0	0
Total pay out	(%)	0	40	40	35	35	30

Financial Highlights

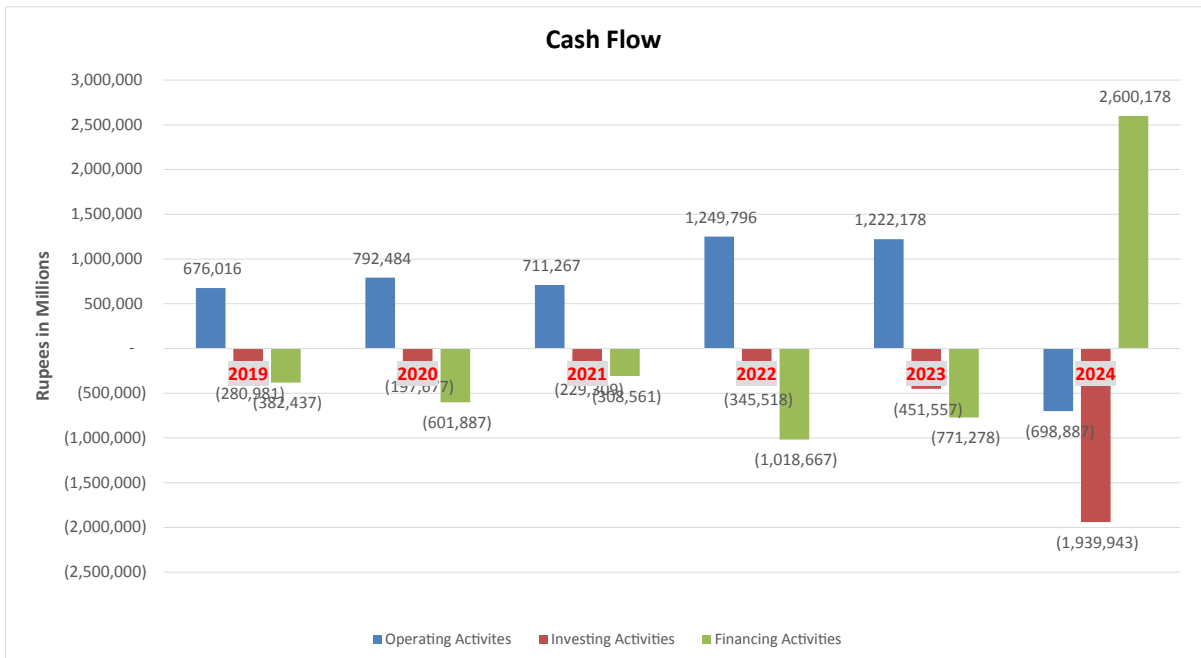
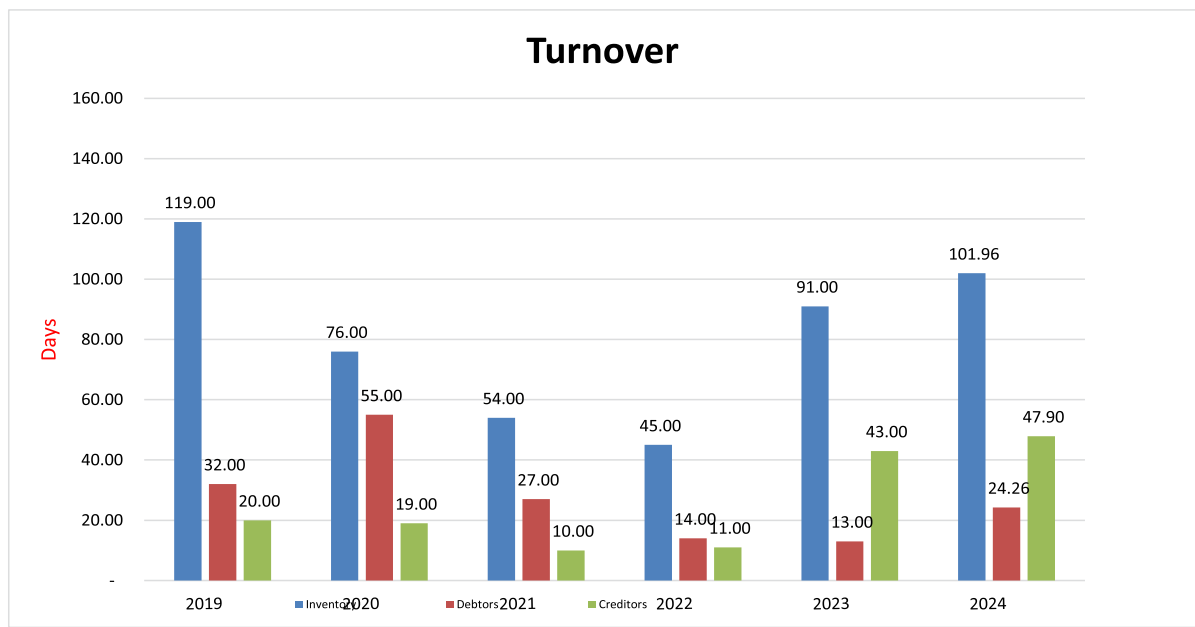
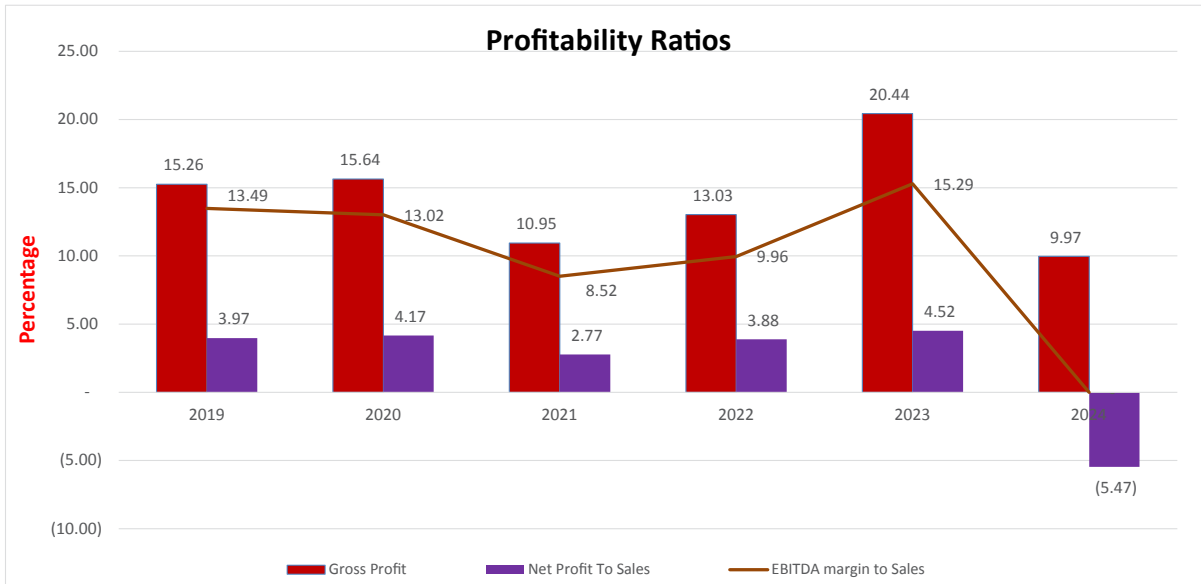
For the year ended September 30, 2024

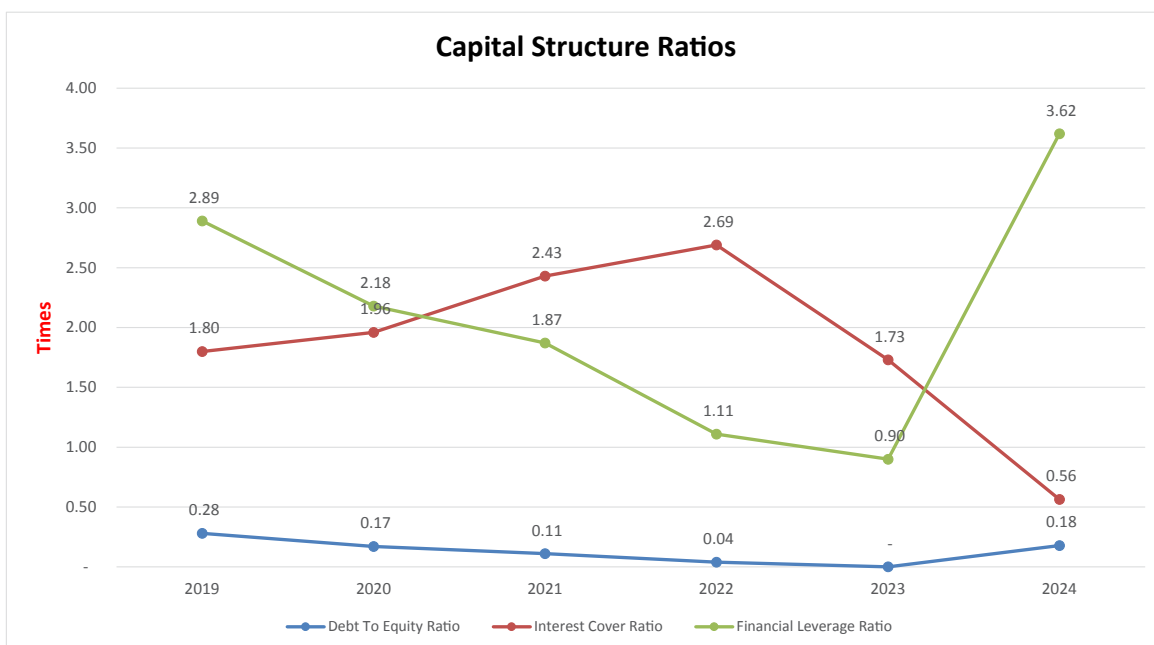
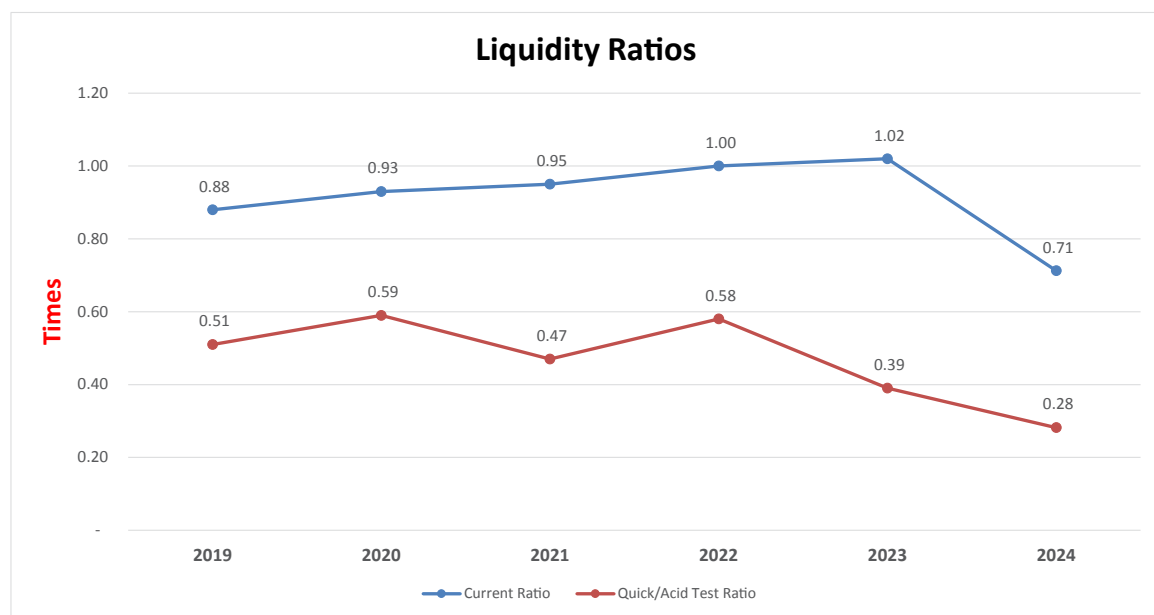
Particulars	UOM	2024	2023	2022	2021	2020	2019
Statement of Profit or Loss							
Sales	Rs. In 000'	11,326,384	9,280,031	11,965,974	9,189,680	6,138,166	5,671,219
Gross profit	Rs. In 000'	1,128,890	1,896,526	1,559,294	1,006,292	960,019	865,451
Operating profit / EBIT	Rs. In 000'	619,378	1,243,800	1,046,446	640,666	657,817	612,852
Profit before taxation	Rs. In 000'	(479,910)	526,567	656,931	377,177	322,368	272,332
Profit after taxation	Rs. In 000'	(619,449)	419,313	464,007	254,120	256,060	225,317
Cash dividend	Rs. In 000'	-	66,070	66,070	57,811	57,811	49,552
Statement of Financial Position							
Property, Plant & Equipment	Rs. In 000'	3,824,035	2,050,390	1,799,082	1,611,027	1,521,246	1,478,649
Investment & Other Assets	Rs. In 000'	23,368	23,313	7,081	4,900	13,273	13,681
Net Current Assets Over Liabilities	Rs. In 000'	(2,109,254)	94,334	291	(151,581)	(192,669)	357,766
Total Assets Employed	Rs. In 000'	1,738,149	2,168,037	1,806,454	1,464,346	1,341,850	1,134,564
Represented By :							
Share Capital	Rs. In 000'	165,175	165,175	165,175	165,175	165,175	165,175
Reserves & Surplus	Rs. In 000'	1,235,806	1,920,476	1,567,769	1,162,482	967,835	763,666
Shareholders Equity	Rs. In 000'	1,400,981	2,085,651	1,732,944	1,327,657	1,133,010	927,841
Long term Loan	Rs. In 000'	250,000	-	-	75,000	150,000	150,000
Total	Rs. In 000'	1,400,981	2,085,651	1,732,944	1,402,657	1,283,010	1,078,841
Statement of Cash Flows							
Operating Activites	Rs. In 000'	(698,887)	1,222,178	1,249,796	711,267	792,484	676,016
Investing Activities	Rs. In 000'	(1,939,943)	(451,557)	(345,518)	(229,309)	(197,677)	(280,981)
Financing Activities	Rs. In 000'	2,600,178	(771,278)	(1,018,667)	(308,561)	(601,887)	(382,437)
Cash and Cash Equivalents at the end of the year	Rs. In 000'	71,225	109,877	110,534	224,923	51,526	58,606

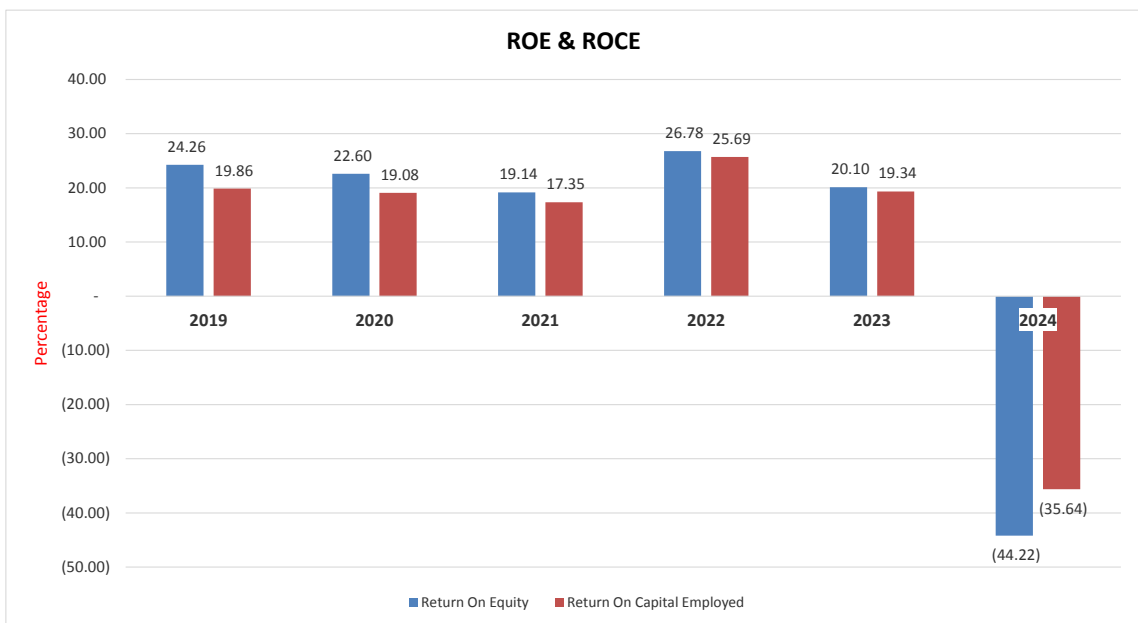
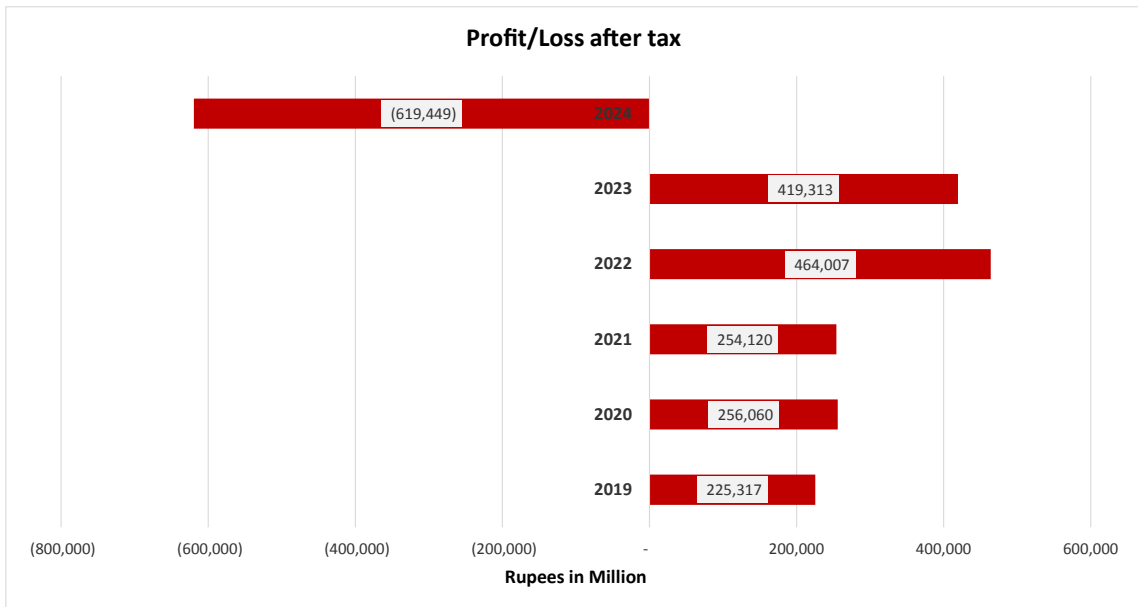
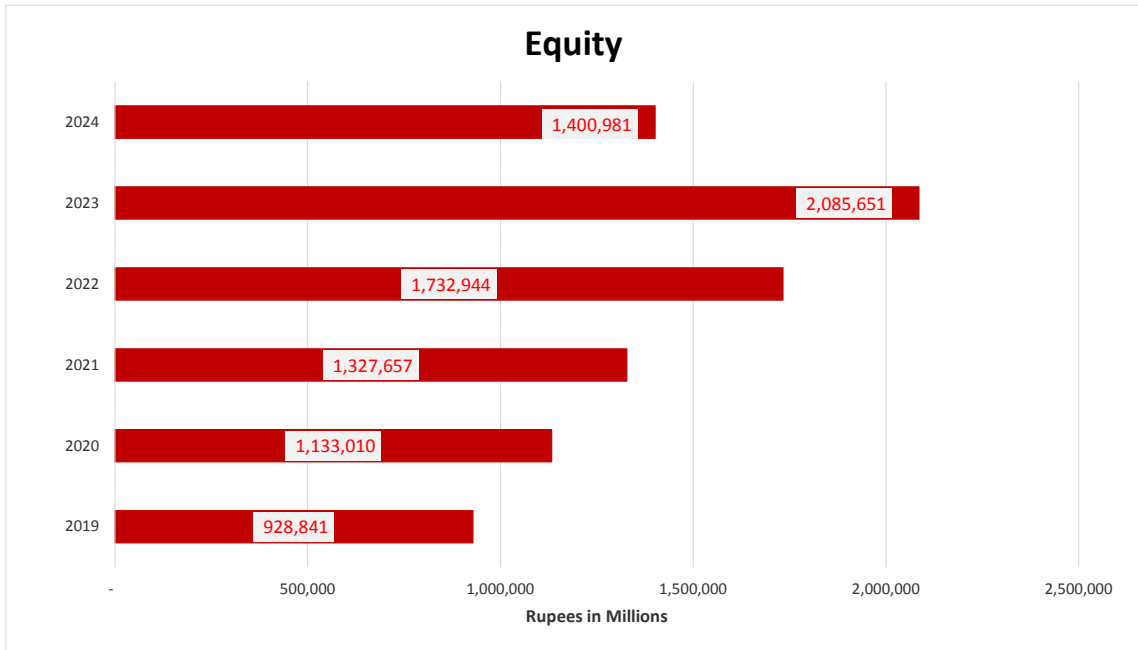
Financial Highlights - Ratio Analysis

For the year ended September 30, 2024

Particulars	UOM	2024	2023	2022	2021	2020	2019
Profitability Ratio's :							
Gross Profit To Sales	Percentage	9.97	20.44	13.03	10.95	15.64	15.26
Ebitda To Sales	Percentage	7.21	15.29	9.96	8.52	13.02	13.49
Net Profit To Sales	Percentage	(5.47)	4.52	3.88	2.77	4.17	3.97
Return On Equity	Percentage	(44.22)	20.10	26.78	19.14	22.60	24.26
Return On Capital Employed	Percentage	(35.64)	19.34	25.69	17.35	19.08	19.86
Liquidity Ratio's:							
Current Ratio	Times	0.71	1.02	1.00	0.95	0.93	0.88
Quick/Acid Test Ratio	Times	0.28	0.39	0.58	0.47	0.59	0.51
Capital Structure Ratio's:							
Financial Leverage Ratio	Times	3.62	0.90	1.11	1.87	2.18	2.89
Debt To Equity Ratio	Times	0.18	-	0.04	0.11	0.17	0.28
Interest Cover Ratio	Times	0.56	1.73	2.69	2.43	1.96	1.80
Turnover Ratio's:							
Inventory Turn Over	Days	101.96	91.00	45.00	54.00	76.00	119.00
Inventory Turn Over Ratio	Times	3.39	3.72	7.44	6.35	4.45	2.88
Debtor Turnover	Days	24.26	13.00	14.00	27.00	55.00	32.00
Debtors Turn Over Ratio	Times	28.48	28.47	26.60	13.59	6.64	11.27
Creditors Turnover	Days	47.90	43.00	11.00	10.00	19.00	20.00
Creditors Turnover Ratio	Times	7.62	8.54	34.37	35.60	19.72	17.98
Fixed Assets Turn Over Ratio	Times	3.86	4.82	7.02	5.87	4.09	4.01
Assets Turn Over Ratio	Times	1.49	1.73	2.66	2.11	1.45	1.38
Operation Cycle	Days	126.22	61.00	48.00	70.00	112.00	132.00
Investment / Market Ratio's:							
Earning Per Share	Rs. Per Share	(37.50)	25.39	28.09	15.38	15.50	13.64
Price Earning Ratio	Times	(1.84)	1.85	2.03	4.23	4.64	3.76
Price To Book Ratio	Times	0.09	0.37	0.54	0.81	1.05	0.91
Dividend Yield	Percentage	-	8.51	7.02	5.38	4.87	5.85
Cash Dividend Per Share	Rs. Per Share	-	4.00	4.00	3.50	3.50	3.00
Dividend Payout Ratio	Percentage	-	15.75	14.24	22.76	22.58	21.99
Dividend Cover Ratio	Times	-	6.35	7.02	4.39	4.43	4.55
Breakup Value Per Share	Rs. Per Share	84.82	126.27	104.92	80.38	68.59	56.23
Market Value Per Share at the end of the year	Rs. Per Share	69.00	47.00	57.00	65.00	71.87	51.26
EBITDA	Rs. In 000'	817,024.00	1,418,800.00	1,191,865.00	783,150.00	799,000.00	764,923.00







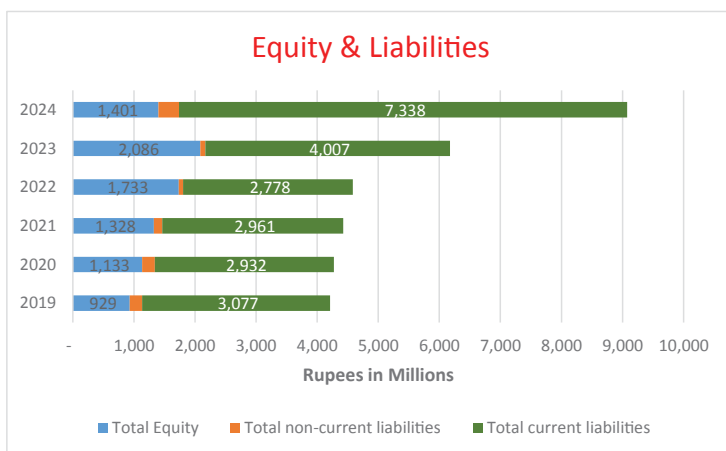
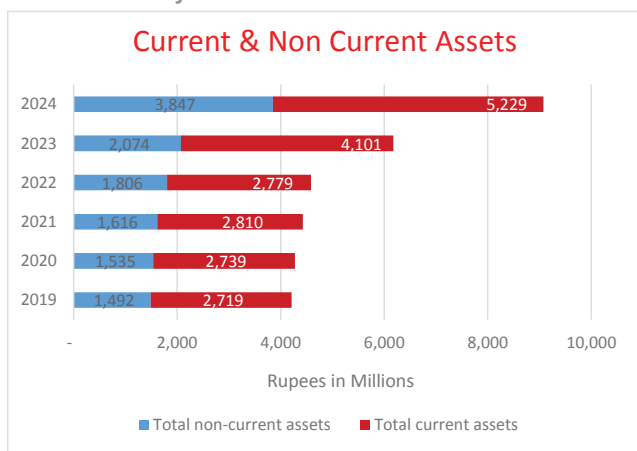
Horizontal Analysis of Statement of Financial Position

As at september 30, 2024

	2024	2023	2022	2021	2020	2019
----- Rupees in '000' -----						
Total Equity	1,400,981	2,085,651	1,732,944	1,327,657	1,133,010	928,841
Total non-current liabilities	337,168	82,386	73,510	136,689	208,840	205,723
Total current liabilities	7,337,823	4,006,598	2,778,293	2,961,307	2,931,541	3,076,890
Total Equity & Liabilities	9,075,971	6,174,635	4,584,747	4,425,653	4,273,391	4,211,454
Total non-current assets	3,847,403	2,073,703	1,806,163	1,615,927	1,534,519	1,492,330
Total current assets	5,228,568	4,100,932	2,778,584	2,809,726	2,738,872	2,719,124
Total assets	9,075,971	6,174,635	4,584,747	4,425,653	4,273,391	4,211,454

	----- Variance in % -----					
Total Equity	(32.83)	20.35	30.53	17.18	21.98	25.17
Total non-current liabilities	309.25	12.07	(46.22)	(34.55)	1.52	(24.86)
Total current liabilities	83.14	44.21	(6.18)	1.02	(4.72)	3.80
Total Equity & Liabilities	46.99	34.68	3.59	3.56	1.47	5.81
Total non-current assets	85.53	14.81	11.77	5.31	2.83	8.88
Total current assets	27.50	47.59	(1.11)	2.59	0.73	4.20
Total assets	46.99	34.68	3.59	3.56	1.47	5.81

Horizontal Analysis of Statement of Financial Position



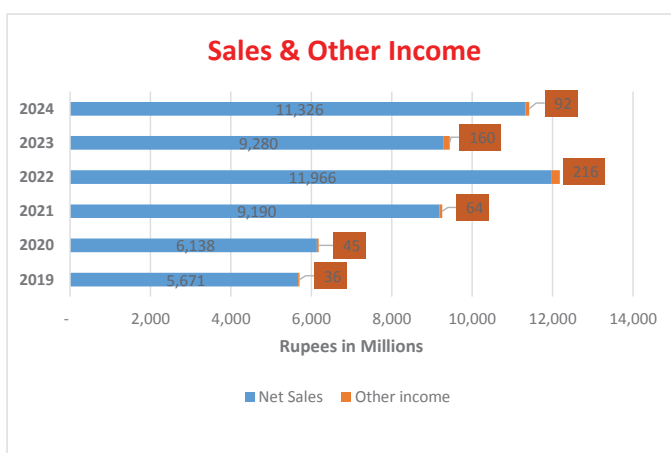
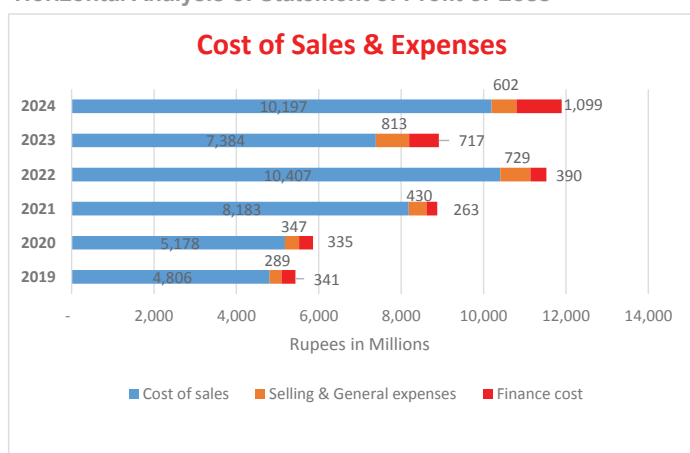
Horizontal Analysis of Statement of Profit or Loss

For the year ended september 30, 2024

	2024	2023	2022	2021	2020	2019
----- Rupees in '000' -----						
Net Sales	11,326,384	9,280,031	11,965,974	9,189,680	6,138,166	5,671,219
Cost of sales	10,197,494	7,383,505	10,406,680	8,183,388	5,178,147	4,805,768
Gross profit	1,128,890	1,896,526	1,559,294	1,006,292	960,019	865,451
Distribution cost	219,572	263,924	335,177	183,761	139,884	106,952
Administrative expenses	381,860	318,500	268,339	213,520	189,585	160,456
Other operating expenses	493	230,693	125,363	32,463	17,353	21,657
Other operating income	92,413	160,391	216,031	64,118	44,620	36,466
Profit from operations	619,378	1,243,800	1,046,446	640,666	657,817	612,852
Finance cost	1,099,288	717,233	389,515	263,489	335,449	340,520
Profit before taxation	(479,910)	526,567	656,931	377,177	322,368	272,332
Provision for taxation	139,539	107,254	192,924	123,057	66,308	47,015
Profit after taxation	(619,449)	419,313	464,007	254,120	256,060	225,317

	----- Variance in % -----					
Net Sales	22.05	(22.45)	30.21	49.71	8.23	(9.60)
Cost of sales	38.11	(29.05)	27.17	58.04	7.75	(13.60)
Gross profit	(40.48)	21.63	54.95	4.82	10.93	21.67
Distribution cost	(16.80)	(21.26)	82.40	31.37	30.79	2.38
Administrative expenses	19.89	18.69	25.67	12.62	18.15	18.67
Other operating expenses	(99.79)	84.02	286.17	87.07	(19.87)	16.98
Other operating income	(42.38)	(25.76)	236.93	43.70	22.36	(46.94)
Profit from operations	(50.20)	18.86	63.34	(2.61)	7.34	17.44
Finance cost	53.27	84.13	47.83	(21.45)	(1.49)	35.31
Profit before taxation	(191.14)	(19.84)	74.17	17.00	18.37	0.80
Provision for taxation	30.10	(44.41)	56.78	85.58	41.04	(20.85)
Profit after taxation	(247.73)	(9.63)	82.59	(0.76)	13.64	6.89

Horizontal Analysis of Statement of Profit or Loss



VERTICAL ANALYSIS OF FINANCIAL STATEMENT

Statement of Financial Position As at September 30, 2024

	2024		2023		2022		2021		2020		2019	
	Rs. in '000	%	Rs. in '000	%	Rs. in '000	%	Rs. in '000	%	Rs. in '000	%	Rs. in '000	%
Equity	1,400,981	15.44	2,085,651	33.78	1,732,944	37.80	1,327,657	30.00	1,133,010	26.51	928,841	22.06
non-current liabilities	337,168	3.71	82,386	1.33	73,510	1.60	136,689	3.09	208,840	4.89	205,723	4.88
current liabilities	7,337,823	80.85	4,006,598	64.89	2,778,293	60.60	2,961,307	66.91	2,931,541	68.60	3,076,890	73.06
Total equity and liabilities	9,075,971	100.00	6,174,635	100.00	4,584,747	100.00	4,425,653	100.00	4,273,391	100.00	4,211,454	100.00
non-current assets	3,847,403	42.39	2,073,703	33.58	1,806,163	39.40	1,615,927	36.51	1,534,519	35.91	1,492,330	35.44
current assets	5,228,568	57.61	4,100,932	66.42	2,778,584	60.60	2,809,726	63.49	2,738,872	64.09	2,719,124	64.56
Total assets	9,075,971	100.00	6,174,635	100.00	4,584,747	100.00	4,425,653	100.00	4,273,391	100.00	4,211,454	100.00

Statement of Profit or Loss For the year ended September 30, 2024

	2024		2023		2022		2021		2020		2019	
	Rs. in '000	%	Rs. in '000	%	Rs. in '000	%	Rs. in '000	%	Rs. in '000	%	Rs. in '000	%
Net Sales	11,326,384	100.00	9,280,031	100.00	11,965,974	100.00	9,189,680	100.00	6,138,166	100.00	5,671,219	100.00
Cost of sales	10,197,494	90.03	7,383,505	79.56	10,406,680	86.97	8,183,388	89.05	5,178,147	84.36	4,805,768	84.74
Gross profit	1,128,890	9.97	1,896,526	20.44	1,559,294	13.03	1,006,292	10.95	960,019	15.64	865,451	15.26
Distribution cost	219,572	1.94	263,924	2.84	335,177	2.80	183,761	2.00	139,884	2.28	106,952	1.89
Administrative expenses	381,860	3.37	318,500	3.43	268,339	2.24	213,520	2.32	189,585	3.09	160,456	2.83
Other operating expenses	493	0.00	230,693	2.49	125,363	1.05	32,463	0.35	17,353	0.28	21,657	0.38
Other operating income	92,413	0.82	160,391	1.73	216,031	1.81	64,118	0.70	44,620	0.73	36,466	0.64
Profit from operations	619,378	5.47	1,243,800	13.40	1,046,446	8.75	640,666	6.97	657,817	10.72	612,852	10.81
Finance cost	1,099,288	9.71	717,233	7.73	389,515	3.26	263,489	2.87	335,449	5.46	340,520	6.00
Profit before taxation	(479,910)	(4.24)	526,567	5.67	656,931	5.49	377,177	4.10	322,368	5.25	272,332	4.80
Provision for taxation	139,539	1.23	107,254	1.16	192,924	1.61	123,057	1.34	66,308	1.08	47,015	0.83
Profit after taxation	(619,449)	(5.47)	419,313	4.52	464,007	3.88	254,120	2.77	256,060	4.17	225,317	3.97

Statement of Compliance of Listed Companies (Code of Corporate Governance) Regulations, 2019

Name of Company:	Noon Sugar Mills Limited (the Company)
Year Ended:	September 30, 2024

The Company has complied with the requirements of the Listed Companies (Code of Corporate Governance) Regulations, 2019 (the Regulations) in the following manner:

1. The total number of directors is seven as per the following;

a) Male:	06
b) Female:	01

2. The composition of the Board of Directors (the Board) is as follows:

Names	Category
Mr. K. Iqbal Talib	(Non-Executive Director / Chairman)
Syed Ali Raza	(Non-Executive Director)
Irfan Ahmed	(Non-Executive Director)
Lt Col Abdul Khaliq Khan (Retd)	(Executive Director / CEO)
Mr. Saif Ullah Khan Noon	(Executive Director)
Mr. Atta Ali Malik	(Non-Executive Independent Director)
Ms. Maryam Mamdot	(Non-Executive Independent Director)

3. The directors have confirmed that none of them is serving as a director on more than seven listed companies, including this Company;
4. No casual vacancy occurred on the Board during the year;
5. The Company has prepared a "Code of Conduct" and has ensured that appropriate steps have been taken to disseminate it throughout the Company along with its supporting policies and procedures;
6. The Board has developed a vision/ mission statement, overall corporate strategy, and significant policies for the Company. The Board has ensured that a complete record of particulars of significant policies along with their date of approval or updating is maintained by the Company;
7. All the powers of the Board have been duly exercised and decisions on relevant matters have been taken by the Board/ shareholders as empowered by the relevant provisions of the Companies Act, 2017 (the Act) and the Regulations;
8. The meetings of the Board are presided over by the Chairman and, in his absence, by a director elected by the Board for this purpose. The Board has complied with the requirements of the Act and the Regulations with respect to the frequency, recording, and circulating minutes of meetings of the Board;
9. The Board has a formal policy and transparent procedures for the remuneration of directors in accordance with the Act and these Regulations;
10. Total seven (07) directors of the Company were elected on March 30, 2023. Among all the directors, six directors have acquired Director Training Certification while one director meets the requirements of the exemption under the Regulations. The independent directors have affirmed their eligibility as laid down under Section 166(2) of the Companies Act, 2017 to act as independent directors of the Company;
11. During the year, there is no change in the CFO, Company Secretary, and Head of Internal Audit;
12. CFO and Chief Executive Officer duly endorsed the financial statements before approval of the Board;

13. The Board has formed the following committees comprising of members given below:

a) **Audit Committee**

i)	Mr. Atta Ali Malik	Chairman
ii)	Syed Ali Raza	Member
iii)	Ms. Maryam Mamdot	Member

b) **Human Resource and Remuneration Committee**

i)	Syed Ali Raza	Chairman
ii)	Mr. Saif Ullah Khan Noon	Member
iii)	Lt Col Abdul Khaliq Khan(Retd)	Member

c) **Technical Committee**

i)	Mr. Irfan Ahmed	Chairman
ii)	Mr. Saif Ullah Khan Noon	Member
iii)	Lt Col Abdul Khaliq Khan (Retd)	Member

14. The Terms of reference of the aforesaid committees have been formed, documented and advised to the committees for compliance;

15. The frequency of meetings of the committees were as per following:

1. Audit Committee	04
2. Human Resource & Remuneration Committee	04
3. Technical Committee	04

16. The Board has setup an effective internal audit function which is considered suitably qualified and experienced for the purpose and is conversant with the policies and the procedures of the Company;

17. The statutory auditors of the Company have confirmed that they have been given a satisfactory rating under the quality control review program of the Institute of Chartered Accountant of Pakistan and registered with Audit Oversight Board of Pakistan, that they and all their partners are in compliance with International Federation of Accountants (IFAC) guidelines on code of ethics as adopted by Institute of Chartered Accountants of Pakistan and that they and the partner of the firm involved in the Audit are not a close relative (spouse, parents, dependent and non-dependent children) of the Chief Executive Officer, Chief Financial Officer, Head of Internal Audit, Company Secretary or Director of the Company;

18. The statutory auditors or the persons associated with them have not been appointed to provide other services except in accordance with the Act, the Regulations or any other regulatory requirement and the auditors have confirmed that they have observed IFAC guidelines in this regard;

19. We confirm that all requirements of regulations 3, 6, 7, 7A, 8, 27, 32, 33 and 36 of the Regulations have been complied with.

20. Regulation 6(1) of the Listed Companies (Code of Corporate Governance) Regulations, 2019 requires that "each listed company shall have at least two or one third members of Board, whichever is higher, as independent directors". At the time of election of Directors, the Company assessed its compliance with this Regulation. One third of the Company's total number of Directors results in a fractional number, i.e. 2.33. The fraction has not been rounded up to one and therefore, the Board of Directors currently has 2 independent directors.

Lahore.
December 31, 2024


K. IQBAL TALIB
Chairman

Independent Auditor's Review Report

To the Members of Noon Sugar Mills Limited

Review Report on the Statement of Compliance Contained in the Listed Companies (Code of Corporate Governance) Regulations, 2019

We have reviewed the enclosed Statement of Compliance with the Listed Companies (Code of Corporate Governance) Regulations, 2019 (the Regulations) prepared by the Board of Directors of NOON SUGAR MILLS LIMITED (the Company) for the year ended September 30, 2024 in accordance with the requirements of regulation 36 of the Regulations.

The responsibility for compliance with the Regulations is that of the Board of Directors of the Company. Our responsibility is to review whether the Statement of Compliance reflects the status of the Company's compliance with the provisions of the Regulations and report if it does not and to highlight any non-compliance with the requirements of the Regulations. A review is limited primarily to inquiries of the Company's personnel and review of various documents prepared by the Company to comply with the Regulations.

As a part of our audit of the financial statements we are required to obtain an understanding of the accounting and internal control systems sufficient to plan the audit and develop an effective audit approach. We are not required to consider whether the Board of Directors' statement on internal control covers all risks and controls or to form an opinion on the effectiveness of such internal controls, the Company's corporate governance procedures and risks.

The Regulations require the Company to place before the Audit Committee, and upon recommendation of the Audit Committee, place before the Board of Directors for their review and approval, its related party transactions. We are only required and have ensured compliance of this requirement to the extent of the approval of the related party transactions by the Board of Directors upon recommendation of the Audit Committee.

Based on our review, nothing has come to our attention which causes us to believe that the Statement of Compliance does not appropriately reflect the Company's compliance, in all material respects, with the requirements contained in the Regulations as applicable to the Company for the year ended September 30, 2024.

We draw your attention to paragraph 13(b) of the Statement Chairman of the Human Resource and Remuneration Committee was a Non-Executive Director. However, he being eligible, was reclassified as Independent Director on November 29, 2024.

Shinewing Hameed Chaudhri & Co.

Shinewing Hameed Chaudhri & Co.,
Chartered Accountants

Lahore: December 31, 2024
UDIN: CR202410195DI2aKP6qQ

Independent Auditors' Report

To The Members Of Noon Sugar Mills Limited Report on the Audit of the Financial Statements

Opinion

We have audited the annexed financial statements of NOON SUGAR MILLS LIMITED (the Company), which comprise the statement of financial position as at September 30, 2024, and the statement of profit or loss and other comprehensive income, the statement of changes in equity, the statement of cash flows for the year then ended, and notes to the financial statements, including a summary of significant accounting policies and other explanatory information, and we state that we have obtained all the information and explanations which, to the best of our knowledge and belief, were necessary for the purposes of the audit.

In our opinion and to the best of our information and according to the explanations given to us, the statement of financial position, the statement of profit or loss and other comprehensive income, the statement of changes in equity and the statement of cash flows together with the notes forming part thereof conform with the accounting and reporting standards as applicable in Pakistan and give the information required by the Companies Act, 2017 (XIX of 2017), in the manner so required and respectively give a true and fair view of the state of the Company's affairs as at September 30, 2024 and of the loss and other comprehensive income, the changes in equity and its cash flows for the year then ended.

Basis for Opinion

We conducted our audit in accordance with International Standards on Auditing (ISAs) as applicable in Pakistan. Our responsibilities under those standards are further described in the Auditors' Responsibilities for the Audit of the Financial Statements section of our report. We are independent of the Company in accordance with the International Ethics Standards Board for Accountants' Code of Ethics for Professional Accountants as adopted by the Institute of Chartered Accountants of Pakistan (the Code) and we have fulfilled our other ethical responsibilities in accordance with the Code. We believe that the audit evidence we have obtained is sufficient and appropriate to provide a basis for our opinion.

Key Audit Matters

Key audit matters are those matters that, in our professional judgement, were of most significance in our audit of the financial statements of the current year. These matters were addressed in the context of our audit of the financial statements as a whole, and in forming our opinion thereon, and we do not provide a separate opinion on these matters.

Following are the key audit matters:

S. No.	Key Audit Matters	How the matter was addressed in our audit
Contingencies	1. The Company is subject to material litigations involving different Courts pertaining to taxation and other matters, which require management to make assessments and judgements with respect to likelihood and impact of such litigations on the financial statements of the Company.	Our audit procedures, amongst others included the following:
	The management has engaged independent legal counsels on these matters.	- discussed legal cases with the internal legal department of the Company to understand the management's view point and obtained and reviewed the litigation documents to assess the facts and circumstances;
	The assessment of provisioning against such litigations is a complex exercise and requires significant judgements to determine the level of certainty on these matters.	- obtained opinions from legal counsels dealing with such cases in the form of confirmations;
	The details of contingencies along with management's assessments are disclosed in note 15 to these financial statements.	- evaluated the possible outcome of these legal cases in line with the requirements of IAS 37 (Provisions, contingent liabilities and contingent assets); and - disclosures of legal exposures and provisions were assessed for completeness and accuracy.

S. No.	Key Audit Matters	How the matter was addressed in our audit
<p style="writing-mode: vertical-rl; transform: rotate(180deg);">Fixed capital expenditure</p>	<p>2. Refer note 16 to the financial statements.</p> <p>The Company, during the year, has incurred significant capital expenditure mainly for balancing, modernisation and replacement and technological upgrade of the plant. The Company has incurred fixed capital expenditure aggregating Rs.1,985 million during the year.</p> <p>There are number of areas where management judgement is involved in connection with the above activities. These include:</p> <ul style="list-style-type: none"> - determining which costs meet the criteria for capitalisation as per IAS - 16; - determining the date on which capital work-in-progress is transferred to operating fixed assets and the respective dates from which depreciation should commence; - capitalisation of borrowing costs and related implications; - estimation of economic useful lives and residual values assigned to property, plant and equipment; and - impairment testing to assess whether there are any indicators of impairment present. <p>Keeping in view the significant quantum of fixed capital expenditure, we consider this as a key audit matter.</p>	<p>Our audit procedures amongst others included the following:</p> <ul style="list-style-type: none"> - obtained an understanding of the design and implementation of management controls over capitalisation, performed tests of controls over authorisation of capital expenditure and accuracy of its recording in the system; - assessed, on a sample basis, costs capitalised during the year by comparing the costs capitalised with the relevant underlying documentation, which included purchase agreements and suppliers' invoices; - assessed whether the costs capitalised met the relevant criteria for capitalisation as per the applicable financial reporting framework; - checked the disposals of operating fixed assets made during the year. Obtained and verified disposal considerations and insurance claim documents; and - assessed whether the the disclosures were made in accordance with the applicable financial reporting framework.
	<p style="writing-mode: vertical-rl; transform: rotate(180deg);">Valuation of stock-in-trade</p>	<p>3. Refer to note 19 to the financial statements. Stock-in-trade at the reporting date mainly included finished goods (sugar bags).</p> <p>The value of stock-in-trade at the reporting date aggregated Rs.3,162 million representing approximately 60% of the Company's total current assets.</p> <p>The valuation of finished goods at cost has different components, which includes judgement and assumptions in relation to the allocation of various overheads, which are incurred in bringing the inventories to their present location and condition. Judgement has also been exercised by the management in determining the net realisable value (NRV) of stocks.</p> <p>We identified this matter as key in our audit due to judgement and assumptions applied by the management in determining the cost and NRV of stock-in-trade at the year-end.</p>

S. No.	Key Audit Matters	How the matter was addressed in our audit
Revenue recognition	<p>4. The principal activity of the Company is to manufacture and sale of sugar and spirit. Revenue from sale of goods is recognised as and when performance obligations are satisfied by transferring control of promised goods to customers. Revenue is measured at fair value of the consideration received or receivable and the payment is typically due on the satisfaction of performance obligation.</p> <p>We considered revenue recognition as a key audit matter due to revenue being one of the key performance indicators of the Company and due to the reason that revenue increased significantly as compared to last year. In addition, revenue is also considered as an area of significant audit risk as part of the audit process.</p>	<p>Our audit procedures, amongst others included the following:</p> <ul style="list-style-type: none"> - assessed the design, implementation and operating effectiveness of the key internal controls involved in revenue recognition; - performed testing of revenue transactions on a sample basis with underlying documentation including dispatch documents and sales invoices; - tested on a sample basis, specific revenue transactions recorded before and after the reporting date with underlying documentation to assess whether revenue was recognised in the correct period; - performed audit procedures to analyse variation in the price and quantity sold during the year; - understood and evaluated the accounting policy with respect to revenue recognition; and - assessed the adequacy of disclosures made in the financial statements related to revenue.

Information Other than the Financial Statements and Auditors' Report Thereon

Management is responsible for the other information. The other information comprises the information included in the Annual Report, but does not include the financial statements and our auditors' report thereon.

Our opinion on the financial statements does not cover the other information and we do not express any form of assurance conclusion thereon.

In connection with our audit of the financial statements, our responsibility is to read the other information and, in doing so, consider whether the other information is materially inconsistent with the financial statements or our knowledge obtained in the audit or otherwise appears to be materially misstated. If, based on the work we have performed, we conclude that there is a material misstatement of this other information, we are required to report that fact. We have nothing to report in this regard.

Responsibilities of Management and Board of Directors for the Financial Statements

Management is responsible for the preparation and fair presentation of the financial statements in accordance with the accounting and reporting standards as applicable in Pakistan and the requirements of Companies Act, 2017 (XIX of 2017) and for such internal control as management determines is necessary to enable the preparation of financial statements that are free from material misstatement, whether due to fraud or error.

In preparing the financial statements, management is responsible for assessing the Company's ability to continue as a going concern, disclosing, as applicable, matters related to going concern and using the going concern basis of accounting unless management either intends to liquidate the Company or to cease operations, or has no realistic alternative but to do so.

Board of directors is responsible for overseeing the Company's financial reporting process.

Auditors' Responsibilities for the Audit of the Financial Statements

Our objectives are to obtain reasonable assurance about whether the financial statements as a whole are free from material misstatement, whether due to fraud or error, and to issue an auditors' report that includes our opinion. Reasonable assurance is a high level of assurance, but is not a guarantee that an audit conducted in accordance with ISAs as applicable in Pakistan will always detect a material misstatement when it exists. Misstatements can arise from fraud or error and are considered material if, individually or in the aggregate, they could reasonably be expected to influence the economic decisions of users taken on the basis of these financial statements.

As part of an audit in accordance with ISAs as applicable in Pakistan, we exercise professional judgment and maintain professional skepticism throughout the audit. We also:

- Identify and assess the risks of material misstatement of the financial statements, whether due to fraud or error, design and perform audit procedures responsive to those risks, and obtain audit evidence that is sufficient and appropriate to provide a basis for our opinion. The risk of not detecting a material misstatement resulting from fraud is higher than for one resulting from error, as fraud may involve collusion, forgery, intentional omissions, misrepresentations, or the override of internal control.
- Obtain an understanding of internal control relevant to the audit in order to design audit procedures that are appropriate in the circumstances, but not for the purpose of expressing an opinion on the effectiveness of the Company's internal control.
- Evaluate the appropriateness of accounting policies used and the reasonableness of accounting estimates and related disclosures made by management.
- Conclude on the appropriateness of management's use of the going concern basis of accounting and, based on the audit evidence obtained, whether a material uncertainty exists related to events or conditions that may cast significant doubt on the Company's ability to continue as a going concern. If we conclude that a material uncertainty exists, we are required to draw attention in our auditors' report to the related disclosures in the financial statements or, if such disclosures are inadequate, to modify our opinion. Our conclusions are based on the audit evidence obtained up to the date of our auditors' report. However, future events or conditions may cause the Company to cease to continue as a going concern.
- Evaluate the overall presentation, structure and content of the financial statements, including the disclosures, and whether the financial statements represent the underlying transactions and events in a manner that achieves fair presentation.

We communicate with the board of directors regarding, among other matters, the planned scope and timing of the audit and significant audit findings, including any significant deficiencies in internal control that we identify during our audit.

We also provide the board of directors with a statement that we have complied with relevant ethical requirements regarding independence, and to communicate with them all relationships and other matters that may reasonably be thought to bear on our independence, and where applicable, related safeguards.

From the matters communicated with the board of directors, we determine those matters that were of most significance in the audit of the financial statements of the current year and are therefore the key audit matters. We describe these matters in our auditors' report unless law or regulation precludes public disclosure about the matter or when, in extremely rare circumstances, we determine that a matter should not be communicated in our report because the adverse consequences of doing so would reasonably be expected to outweigh the public interest benefits of such communication.

Report on Other Legal and Regulatory Requirements

Based on our audit, we further report that in our opinion:

- a. proper books of account have been kept by the Company as required by the Companies Act, 2017 (XIX of 2017);
- b. the statement of financial position, the statement of profit or loss and other comprehensive income, the statement of changes in equity and the statement of cash flows together with the notes thereon have been drawn up in conformity with the Companies Act, 2017 (XIX of 2017) and are in agreement with the books of account and returns;
- c. investments made, expenditure incurred and guarantees extended during the year were for the purpose of the Company's business; and
- d. zakat deductible at source under the Zakat and Ushr Ordinance, 1980 (XVIII of 1980), was deducted by the Company and deposited in the Central Zakat Fund established under section 7 of that Ordinance.
- e. The engagement partner on the audit resulting in this independent auditors' report is Nafees ud Din.

Shinewing Hameed Chaudhri & Co.

LAHORE; December 31, 2024
UDIN: AR202410195xCIODVeab

SHINEWING HAMEED CHAUDHRI & CO.,
CHARTERED ACCOUNTANTS

Noon Sugar Mills Limited Statement of Financial Position

As at September 30, 2024

		2024	2023 Restated
	Note	--- Rupees in '000 ---	
Equity and Liabilities			
Share Capital and Reserves			
Authorised capital			
50,000,000 (2023: 50,000,000)		500,000	500,000
ordinary shares of Rs.10 each			
Issued, subscribed and paid-up capital	5	165,175	165,175
Reserves	6	249,217	249,217
Unappropriated profit		986,589	1,671,259
		1,400,981	2,085,651
Non-current Liabilities			
Long term finances	7	250,000	0
Staff retirement benefits - gratuity	8	87,168	82,386
		337,168	82,386
Current Liabilities			
Trade and other payables	9	1,562,010	1,852,516
Contract liabilities	10	121,605	33,400
Accrued mark-up	11	371,757	70,857
Short term finances	12	5,071,266	1,871,842
Current portion of lease liabilities	13	0	643
Unclaimed dividends		5,015	5,053
Unpaid dividends		6,698	5,686
Provision for tax levies	14	199,472	166,601
		7,337,823	4,006,598
		7,674,991	4,088,984
Contingencies and Commitments			
	15	9,075,972	6,174,635


The annexed notes 1 to 43 form an integral part of these financial statements.



Chief Executive



Director



Chief Financial Officer

Noon Sugar Mills Limited

Statement of Financial Position

As at September 30, 2024

		2024	2023
	Notes	----- Rupees in '000 -----	
			Restated
Assets			
Non-current Assets			
Property, plant and equipment	16	3,824,035	2,050,390
Loans and advances	17	8,822	8,992
Security deposits		14,546	14,321
		3,847,403	2,073,703
Current Assets			
Stores, spares and loose tools	18	185,302	130,382
Stock-in-trade	19	3,161,743	2,535,667
Trade debts	20	618,814	176,668
Loans and advances	21	775,912	775,275
Short term prepayments		3,601	4,067
Other receivables	22	133,857	164,847
Prepaid tax levies		32,549	45,376
Advance income tax		245,566	158,773
Bank balances	23	71,225	109,877
		5,228,569	4,100,932
		9,075,972	6,174,635


The annexed notes 1 to 43 form an integral part of these financial statements.



Chief Executive



Director



Chief Financial Officer



Noon Sugar Mills Limited

Statement of Profit or Loss and Other Comprehensive Income

For the Year Ended September 30, 2024

		2024	2023 Restated
	Note	----- Rupees in '000 -----	
Sales - net	24	11,326,384	9,280,031
Cost of sales	25	(10,197,494)	(7,383,505)
Gross profit		1,128,890	1,896,526
Distribution and marketing expenses	26	(219,572)	(263,924)
Administrative expenses	27	(381,860)	(318,500)
Other income	28	92,413	160,391
Other expenses	29	(493)	(230,693)
Profit from operations		619,378	1,243,800
Finance cost	30	(1,099,288)	(717,233)
(Loss) / profit before minimum and final tax levies		(479,910)	526,567
Minimum and final tax levies	14.2	(139,539)	(107,254)
(Loss) / profit after minimum and final tax levies		(619,449)	419,313
Other comprehensive income / (loss)			
Item that will not be reclassified subsequently to statement of profit or loss:			
- gain / (loss) on remeasurement of staff retirement benefits obligation		849	(536)
Total comprehensive (loss) / income		(618,600)	418,777
		----- Rupees -----	
(Loss) / earnings per share - basic and diluted	31	(37.50)	25.39


The annexed notes 1 to 43 form an integral part of these financial statements.



Chief Executive



Director



Chief Financial Officer

Noon Sugar Mills Limited Statement of Cash Flows

For the Year Ended September 30, 2024

		2024	2023
	Note	----- Rupees in '000 -----	
Cash flows from operating activities			
(Loss) / profit for the year before minimum and final tax levies		(479,910)	526,567
Adjustments for non-cash charges and other items:			
Depreciation on property, plant & equipment and right-of-use assets	16.3	197,834	183,557
Gain on disposal of operating fixed assets	16.4	(39,237)	(1,954)
Unclaimed payable balances written-back		0	(2)
Provision for expected credit loss for trade debtors	20.2	(815)	345
Provision for staff retirement benefits - gratuity	8.3	21,536	21,530
Provision made for slow moving stores and spares inventory	18.1	351	123
Finance cost		1,084,407	708,676
Profit before working capital changes		784,166	1,438,842
Effect on cash flows due to working capital changes			
(Increase) / decrease in current assets:			
Stores, spares and loose tools		(55,271)	13,218
Stock-in-trade		(626,076)	(1,374,915)
Trade debts		(441,331)	136,013
Loans and advances		7,009	(83,155)
Short term prepayments		466	248
Other receivables		30,990	(30,458)
(Decrease) / increase in current liabilities:			
Trade and other payables and contract liabilities		(202,301)	1,261,329
		(1,286,514)	(77,720)
Cash (used in) / generated from operations		(502,348)	1,361,122
Minimum and final tax levies paid		(180,634)	(126,389)
Staff retirement benefits (gratuity) - paid	8.2	(15,905)	(12,555)
Net cash (used in) / generated from operating activities		(698,887)	1,222,178
Cash flows from investing activities			
Additions to property, plant and equipment		(1,985,463)	(442,039)
Sale proceeds and insurance claim of operating fixed assets	16.4	53,221	9,128
Long term security deposits - net		(225)	(8,873)
Loans and advances - net		(7,476)	(9,773)
Net cash used in investing activities		(1,939,943)	(451,557)
Cash flows from financing activities			
Long term finances obtained / (repaid)		250,000	(75,000)
Short term finances - net		3,199,424	23,504
Lease liabilities		(643)	(992)
Finance cost paid		(783,507)	(653,605)
Dividends paid		(65,096)	(65,185)
Net cash generated from / (used in) financing activities		2,600,178	(771,278)
Net decrease in cash and cash equivalents		(38,652)	(657)
Cash and cash equivalents - at beginning of the year		109,877	110,534
Cash and cash equivalents - at end of the year		71,225	109,877


The annexed notes 1 to 43 form an integral part of these financial statements.



Chief Executive



Director



Chief Financial Officer



Noon Sugar Mills Limited

Statement of Changes in Equity

For the Year Ended September 30, 2024

	Reserves						
	Share capital	Capital		Revenue		Sub- total	Total
		Share premium	General	Un-appropriated profits			
	----- Rupees in '000 -----						
Balance as at September 30, 2022	165,175	119,217	130,000	1,318,552	1,567,769	1,732,944	
Transactions with owners - distributions							
Cash dividend at the rate of Rs.4 per ordinary share for the year ended September 30, 2022	0	0	0	(66,070)	(66,070)	(66,070)	
Total comprehensive income for the year ended September 30, 2023							
Profit for the year	0	0	0	419,313	419,313	419,313	
Other comprehensive loss	0	0	0	(536)	(536)	(536)	
	0	0	0	418,777	418,777	418,777	
Balance as at September 30, 2023	165,175	119,217	130,000	1,671,259	1,920,476	2,085,651	
Transactions with owners - distributions							
Cash dividend at the rate of Rs.4 per ordinary share for the year ended September 30, 2023	0	0	0	(66,070)	(66,070)	(66,070)	
Total comprehensive loss for the year ended September 30, 2024							
Loss for the year	0	0	0	(619,449)	(619,449)	(619,449)	
Other comprehensive income	0	0	0	849	849	849	
	0	0	0	(618,600)	(618,600)	(618,600)	
Balance as at September 30, 2024	165,175	119,217	130,000	986,589	1,235,806	1,400,981	


The annexed notes form an integral part of these financial statements.



Chief Executive



Director



Chief Financial Officer

Noon Sugar Mills Limited

Notes to the Financial Statements

For the Year Ended September 30, 2024

1. LEGAL STATUS AND NATURE OF BUSINESS

Noon Sugar Mills Limited (the Company) was incorporated in the year 1964 as a Public Company and its shares are quoted on the Pakistan Stock Exchange. The principal activity of the Company is manufacturing and sale of white sugar and spirit.

Geographical location and addresses of major business units including mills / plant of the Company are as under:

Sargodha	Purpose
Bhalwal	Mills / Production plant
Lahore	
66-Garden Block, New Garden Town, Lahore	Head office
Karachi	
1st Floor, P.I.I.A Building, Mulana Deen Muhammad Wafai Road,	Marketing office

2. BASIS OF PREPARATION

2.1 Statement of compliance

These financial statements have been prepared in accordance with the accounting and reporting standards as applicable in Pakistan. The accounting and reporting standards applicable in Pakistan comprise of:

- International Financial Reporting Standards (IFRS Standards) issued by the International Accounting Standards Board (IASB) as notified under the Companies Act, 2017;
- Islamic Financial Accounting Standards (IFAS) issued by the Institute of Chartered Accountants of Pakistan as notified under the Companies Act, 2017;
- Provisions of and directives issued under the Companies Act, 2017.

Where provisions of and directives issued under the Companies Act, 2017 differ from the IFRS Standards, the provisions of and directives issued under the Companies Act, 2017 have been followed.

2.2 Basis of measurement

These financial statements have been prepared under the historical cost convention except for staff retirement benefits (gratuity) which are stated at their present value.

2.3 Functional and presentation currency

These financial statements are presented in Pak Rupees, which is the functional currency of the Company. All financial information presented in Pak Rupees has been rounded-off to the nearest thousand, unless otherwise stated.

2.4 Initial application of standards, amendments or interpretations to existing standards

- a). Amendments to published accounting and reporting standards, which are effective for the year ended September 30, 2024



There were certain amendments that became applicable for the Company during the year but are not considered to be relevant or did not have any significant effect on the Company's operations and have, therefore, not been disclosed in these financial statements except that during the year certain amendments to IAS 1 Presentation of Financial Statements have become applicable to the Company, which require entities to disclose their material accounting policy information rather than their significant accounting policies. These amendments have been incorporated in these financial statements with the primary impact that the material accounting policy information has been disclosed rather than the significant accounting policies.

b). Standards, amendments to published accounting and reporting standards and interpretations that are not yet effective and have not been early adopted by the Company

There are certain new standards and certain amendments to the accounting and reporting standards that will become mandatory for the Company's annual accounting periods beginning on or after October 01, 2024. However, these will not have any significant impact on the financial reporting of the Company and, therefore, have not been disclosed in these financial statements.

3. CRITICAL ACCOUNTING ESTIMATES AND JUDGEMENTS

The preparation of financial statements in conformity with approved accounting standards requires management to make judgments, estimates and assumptions that affect the application of policies and the reported amount of assets, liabilities, income and expenses. Estimates and judgments are continually evaluated and are based on historical experience and other factors, including expectations of future events that are believed to be reasonable under the circumstances.

The Company makes estimates and assumptions concerning the future. The resulting accounting estimates will, by definition, seldom equal the related actual results. Judgments, estimates and assumptions made by the management that may have a significant risk of material adjustments to the financial statements in the subsequent years are as follows:

(a) Property, plant and equipment

The Company reviews appropriateness of the rates of depreciation, useful lives and residual values for calculation of depreciation on an on-going basis. Further, where applicable, an estimate of recoverable amount of asset is made if indicators of impairment are identified.

(b) Stores & spares and stock-in-trade

The Company estimates the net realisable value of stores & spares and stock-in-trade to assess any diminution in the respective carrying values. Net realisable value is determined with reference to estimated selling price less estimated expenditure to make sale.

(c) Provision for impairment of trade debts

Impairment losses related to trade and other receivables, are calculated using simplified approach of expected credit loss (ECL) model. Management used actual credit loss experience over past years for the calculation of ECL. Trade and other receivables are written-off when there is no reasonable expectation of recovery.

(d) Staff retirement benefits - gratuity

The present value of this obligation depends on a number of factors that is determined on actuarial basis using a number of assumptions. Any change in these assumptions will impact carrying amount of this obligation. The present value of the obligation and underlying assumptions are stated in note 8.

(e) Minimum and final tax levies

In making the estimates for tax levies, the Company takes into account the current income tax laws and decisions taken by appellate authorities on certain issues in the past. There may be various matters where the Company's view differs with the view taken by the income tax department at the assessment stage and where the Company considers that its view on items of a material nature is in accordance with the law. The difference between the potential and actual tax charge of tax levies, if any, is disclosed as a contingent liability.

4. MATERIAL ACCOUNTING POLICIES

The material accounting policies applied in the preparation of these financial statements are set out below. These policies have been consistently applied to all the years presented, except as detailed in note 4.1

4.1 IAS 12 Application Guidance on Accounting for Minimum Taxes and Final Taxes (the Guidance) issued by ICAP

The Institute of Chartered Accountants of Pakistan (ICAP) has issued the aforementioned Guidance through Circular No. 07 / 2024 dated May 15, 2024. In light of the said Guidance, as the minimum taxes and final taxes are not calculated on the 'taxable income' as defined in IAS 12 (Income Taxes) but calculated on turnover or other basis (as per relevant sections of the Income Tax Ordinance, 2001 - the Ordinance); accordingly, minimum taxes and final taxes should be accounted for under IAS 37 (Provisions, contingent liabilities and contingent assets) / IFRIC 21 (Levies) as levies (though these are charged under tax law) and not under IAS 12 as income taxes. Based on the Guidance, the minimum taxes under the Ordinance are hybrid taxes, which comprise of a component within the scope of IAS 12 and a component within the scope of IFRIC 21.

The aforesaid Guidance has been applied retrospectively by the Company and the comparative information has been restated, which has not affected current year or prior years' net sales, profit after tax levies, equity and cash flows. Impact as of October 01, 2022 is not material to these financial statements. In accordance with the requirements of IAS 1 (Presentation of financial statements), the balances as at September 30, 2023 have been restated and third statement of financial position as of October 01, 2022 has not been presented due to immaterial impact.

In the statement of financial position as at September 30, 2023, in terms of the aforementioned requirements, tax payables, which were previously presented as 'Provision for taxation (Rs.166.601 million)' have now been reclassified as 'Provision for tax levies (Rs.166.601 million)'.

In the statement of financial position as at September 30, 2023, in terms of the aforementioned requirements, advance taxes, which were previously presented as 'Income tax refundable, advance income tax and tax deducted at source (Rs. 204.149 million)' have now been reclassified as 'Prepaid tax levies (Rs.45.376 million)' and 'Advance income tax (Rs.158.773 million)'.

In the statement of profit or loss and other comprehensive income for the year ended September 30, 2023, in terms of the aforementioned requirements, tax expense, which was previously presented as 'Taxation (Rs.107.254 million)' has now been reclassified as 'Minimum and final tax levies (Rs.107.254 million)'.

4.2 Borrowings and borrowing costs

These are recognised initially at fair value, net of transaction costs and are subsequently measured at amortised cost using the effective interest rate method. Difference between proceeds (net of transaction costs) and the redemption value is recognised in the statement of profit or loss over the period of the borrowings as interest expense.

Borrowing costs are recognised as an expense in the period in which these are incurred except to the extent of borrowing costs that are directly attributable to the acquisition, construction or production of a qualifying asset. Such borrowing costs, if any, are capitalised as part of the cost of that asset.

4.3 Leases liabilities

The Company acquires vehicles under finance lease arrangements. Lease terms are negotiated on an individual basis and contain a wide range of different terms and conditions.

Leases are recognised as a right-of-use asset and a corresponding liability at the date at which the leased asset is available for use by the Company. Each lease payment is allocated between the liability and finance cost. The finance cost is charged to the statement of profit or loss over the lease period so as to produce a constant periodic rate of interest on the remaining balance of the liability for each period. The right-of-use asset is depreciated over the shorter of the asset's useful life and the lease term on a straight-line basis.



Payments associated with short-term leases and leases of low-value assets are recognised on a straight-line basis as an expense in the statement of profit or loss. Short-term leases are leases with a lease term of 12 months or less.

4.4 Staff retirement benefits

(a) Defined contribution plan

The Company is operating a provident fund scheme for all its permanent employees; equal monthly contribution to the fund is made at the rate of 10% of the basic salaries both by the employees and the Company. The assets of the Fund are held separately under the control of the Trustees.

(b) Defined benefit plan

The Company operates an un-funded retirement gratuity scheme for its eligible employees. Provision for gratuity is made annually to cover obligation under the scheme in accordance with the actuarial recommendations. Latest actuarial valuation was conducted on September 30, 2024 on the basis of the projected unit credit method by an independent Actuary.

The liability recognised in the statement of financial position in respect of retirement gratuity scheme is the present value of defined benefit obligation at the end of reporting period. The amount arising as a result of remeasurements are recognised in the statement of financial position immediately, with a charge or credit to other comprehensive income in the periods in which they occur.

4.5 Trade and other payables

Liabilities for trade and other payables are carried at their amortised cost, which approximates fair value of the consideration to be paid in future for goods and services received, whether or not billed to the Company.

4.6 Taxation

(a) Tax Levies

Provision for current year's tax levies is determined in accordance with the prevailing law of taxation on income enacted or substantially enacted by the reporting date and is based on current rates of taxation being applied on the revenue for the year, after taking into account tax credits and rebates available, if any. The tax charge also includes adjustments, where necessary, relating to prior years, which arise from assessments finalised during the year.

(b) Deferred

Deferred tax is recognised using the statement of financial position liability method on all temporary differences between the carrying amounts of assets and liabilities for the financial reporting purposes and the amounts used for taxation purposes.

Deferred tax asset is recognised for all the deductible temporary differences only to the extent that it is probable that future taxable profits will be available against which the deductible temporary differences, unused tax losses and tax credits can be utilised. Deferred tax asset is reduced to the extent that it is no longer probable that the related tax benefit will be realised. Deferred tax liabilities are recognised for all the taxable temporary differences.

Deferred tax assets and liabilities are measured at the tax rates that are expected to apply to the period when the asset is realised or the liability is settled, based on the tax rates that have been enacted or substantively enacted by the statement of financial position date. Deferred tax is charged or credited in the statement of profit or loss, except in the case of items credited or charged to other comprehensive income / equity in which case it is included in other comprehensive income / equity.

4.7 Property, plant and equipment

(a) Operating fixed assets

Operating fixed assets are stated at cost less accumulated depreciation and any identified impairment loss except freehold land, which is stated at cost. Cost of some items of plant & machinery consists of historical cost and exchange fluctuation effects on foreign currency loans capitalised during prior years.

Depreciation is taken to statement of profit or loss applying reducing balance method so as to write-off the depreciable amount of an asset over its remaining useful life at the rates stated in note 16.1. The assets' residual values and useful lives are reviewed at each financial year-end and adjusted if impact on depreciation is significant. Depreciation on additions to operating fixed assets is charged from the date on which an asset is acquired or capitalised while no depreciation is charged from the date on which the asset is disposed-off.

Normal repairs and replacements are taken to statement of profit or loss. Major improvements and modifications are capitalised and assets replaced, if any, other than those kept as stand-by, are retired.

Gain / loss on disposal of property, plant and equipment, if any, is taken to statement of profit or loss.

(b) Right-of-use assets

Right-of-use assets are initially measured based on the initial amount of the lease liabilities adjusted for any lease payments made at or before the commencement date, plus any initial direct costs incurred and an estimate of costs to dismantle and remove the underlying asset or to restore the underlying asset or the site on which it is located, less any lease incentive received. The right-of-use asset is depreciated over the shorter of the asset's useful life and the lease term on a straight-line basis (note 16.5). The carrying amount of the right-of-use asset is reduced by impairment losses, if any. At transition, the Company recognised right of use assets equal to the present value of lease payments.

(c) Capital work-in-progress

This is stated at cost. All expenditure connected to the specific assets incurred during installation and construction period are carried under capital work-in-progress. These are transferred to specific assets as and when assets are available for use.

4.8 Financial assets

Initial measurement

The Company classifies its financial assets in the following three measurement categories:

- fair value through other comprehensive income (FVTOCI);
- fair value through profit or loss (FVTPL); and
- measured at amortized cost.

A financial asset is initially measured at fair value plus, for an item not at FVTPL, transaction costs that are directly attributable to its acquisition.

- **Subsequent Measurement**
- **Equity Instruments at FVTOCI**

These assets are subsequently measured at fair value. Dividends are recognized as income in the statement of profit or loss. Other net gains and losses are recognized in statement of other comprehensive income and are never reclassified to the statement of profit or loss.



- Debt Instruments at FVTOCI

These assets are subsequently measured at fair value. Interest / mark-up income calculated using the effective interest rate method, foreign exchange gains and losses and impairment are recognised in the statement of profit or loss. Other net gains and losses are recognised in statement of other comprehensive income. On derecognition, gains and losses accumulated in statement of other comprehensive income are reclassified to the statement of profit or loss.

- Debt Instruments at FVTPL

These assets are subsequently measured at fair value. Net gains and losses, including any interest / mark-up or dividend income, are recognized in the statement of profit or loss.

- Financial Assets measured at amortised cost

These assets are subsequently measured at amortized cost using the effective interest rate method. The amortized cost is reduced by impairment losses. Interest / mark-up income, foreign exchange gains and losses and impairment are recognized in the statement of profit or loss.

Derecognition

Financial assets are derecognized when the rights to receive cash flows from the financial assets have expired or have been transferred and the Company has transferred substantially all risks and rewards of ownership.

4.9 Loans and advances

These are stated at amortised cost.

4.10 Stores, spares and loose tools

Stores, spares and loose tools are stated at the lower of cost and net realisable value. The cost of inventory is based on moving average cost. Items in transit are stated at cost accumulated to the reporting date. Adequate provision is made against slow moving / obsolete items after taking into account a reasonable estimate of salvage value.

4.11 Stock-in-trade

Basis of valuation are as follows:

Particulars	Mode of valuation
Raw materials - molasses:	
- purchased	- At lower of weighted average cost and net realisable value.
- own produced	- At net realisable value
Finished goods	- At lower of cost and net realisable value
Work-in-process	- At cost.

- Cost in relation to finished goods and work-in-process represents the annual average manufacturing cost, which consists of prime cost and appropriate production overheads.

- Net realisable value signifies the selling price in the ordinary course of business less cost necessary to be incurred to effect such sale.

4.12 Trade debts and other receivables

These are classified at amortized cost and are initially recognised and measured at fair value of consideration receivable. The Company uses simplified approach for measuring the expected credit losses for all trade and other receivables including contract assets based on lifetime expected credit losses. The Company has estimated the credit losses using a provision matrix where trade receivables are grouped based on different

customer attributes along with historical, current and forward looking assumptions. Debts considered irrecoverable are written off.

4.13 Cash and cash equivalents

Cash at banks and short term deposits, which are held to maturity are carried at cost. For the purposes of statement of cash flows, cash equivalents are short term highly liquid instruments which are readily convertible to known amounts of cash and which are subject to insignificant risk of changes in values.

4.14 Impairment

(a) Financial Assets

The Company assesses on a forward looking basis the expected credit loss (ECL) associated with its financial assets. The impairment methodology depends on whether there has been a significant increase in credit risk. Further, the Company followed simplified approach to measuring ECL which uses a lifetime expected loss allowance for all trade and other receivables. Management used actual credit loss experience over past years for the calculation of ECL.

(b) Non-financial assets

The carrying amounts of the Company's non-financial assets are reviewed at each reporting date to identify circumstances indicating occurrence of impairment loss or reversal of provisions for impairment losses. If any indications exist, the recoverable amounts of such assets are estimated and impairment losses or reversals of impairment losses are recognized in the statement of profit or loss. Reversal of impairment loss is restricted to the original cost of the asset.

4.15 Financial liabilities

Financial liabilities are classified as measured at amortized cost or 'at fair value through profit or loss' (FVTPL). A financial liability is classified as at FVTPL if it is classified as held for trading, it is a derivative or it is designated as such on initial recognition. Financial liabilities at FVTPL are measured at fair value and net gains and losses, including any interest expense, are recognized in the statement of profit or loss.

Other financial liabilities are subsequently measured at amortized cost using the effective interest rate method. Interest expense and foreign exchange gains and losses are recognized in the statement of profit or loss. Any gain or loss on derecognition is also recognized in the statement of profit or loss.

Derecognition

Financial liabilities are derecognized when the contractual obligations are discharged or cancelled or have expired or when the financial liability's cash flows have been substantially modified.

4.16 Revenue recognition

Revenue is recognized to the extent that it is probable that the economic benefits will flow to the Company and the amount of revenue can be measured reliably. Revenue is measured at the fair value of consideration received or receivable on the following:

Sale of goods

- revenue from sale of goods is recognized at the point of time when the customer obtains control of the goods, which is generally at the time of delivery / dispatch of goods to customers;
- revenue from the export sale of goods is recognized at the point in time when the customer obtains control over the goods dependent on the relevant incoterms of shipment. Generally it is on the date of bill of lading or at the time of delivery of goods to the destination port.

Other sources of revenue

- Dividend income is accounted for when the right of receipt is established; and
- return on bank deposits / interest income is recognized using applicable effective interest rate. Income is accrued as and when the right to receive the income establishes.



4.17 Foreign currency transactions

Foreign currency transactions are translated into Pak Rupees using the exchange rates prevailing at the dates of transactions. All monetary assets and liabilities in foreign currencies are translated into Pak Rupees at the rates of exchange prevailing at the reporting date. Foreign exchange gains and losses on translations are recognized in the statements of profit or loss. Forward foreign exchange contracts if any are measured at fair value which is calculated by reference to current forward foreign exchange rates with similar maturity profiles. The unrealized gain if any is included in equity and realized gains /losses are included in the statement of profit or loss currently. All non-monetary items are translated into rupees at exchange rates prevailing on the date of transaction or on the date when fair values are determined.

4.18 Provisions

Provisions are recognised when the Company has a present legal or constructive obligation as a result of past events and it is probable that an outflow of resources embodying economic benefits will be required to settle the obligation and a reliable estimate can be made of the amount of obligation. Provisions are reviewed at each reporting date and adjusted to reflect the current best estimate.

4.19 Off-setting of financial assets and liabilities

Financial assets and liabilities are off-set and the net amount is reported in the financial statements only when there is a legally enforceable right to set-off the recognised amounts and the Company intends either to settle on a net basis or to realise the assets and settle the liabilities simultaneously.

4.20 Segment reporting

A segment is a distinguishable component within the Company that is engaged in providing products which are subject to risks and returns that are different from those of other business segments.

4.21 Dividend and appropriation to reserves

Dividend distribution to the Company's shareholders and appropriation to reserves are recognised in the period in which these are approved.

4.22 Ijarah Contracts

The Company enters into Ijarah contracts under which it obtains assets for an agreed period for an agreed consideration. The Ijarah contracts are undertaken in compliance with the Shariah essentials for such contracts prescribed by the State Bank of Pakistan.

The Company recognises the Ijarah rental payments as an expense in the statement of profit or loss on straight line basis over the Ijarah terms.

5. ISSUED, SUBSCRIBED AND PAID-UP CAPITAL

2024	2023		2024	2023
(No. of shares)			----- Rupees in '000 -----	
7,187,829	7,187,829	Ordinary shares of Rs.10 each fully paid in cash	71,879	71,879
500,000	500,000	Ordinary shares of Rs.10 each issued to a financial institution on conversion of loan	5000	5000
8,829,624	8,829,624	Ordinary shares of Rs.10 each issued as fully paid bonus shares	88,296	88,296
16,517,453	16,517,453		165,175	165,175

- 5.1 The voting rights, board selection, right of first refusal and block voting are in proportion to the shareholding of shareholders.

6. RESERVES

		2024	2023
	Note	----- Rupees in '000 -----	
Capital reserve - share premium	6.1	119,217	119,217
Revenue reserve - general	6.2	130,000	130,000
		<u>249,217</u>	<u>249,217</u>

- 6.1 This represents share premium received on 5,687,829 ordinary right shares issued during the financial year ended September 30, 2006 at the rate of Rs.30 per share adjusted by bonus shares issued.
- 6.2 This represents amount set aside from unappropriated profits to a separate reserve and is available for distribution.

7. LONG TERM FINANCE

These finances have been obtained against a demand finance facility of Rs.500 million from MCB Bank Ltd. to finance BMR activity pertaining to installation of boiler and turbine for the sugar division. This finance facility carries mark-up at the rate of 1 month KIBOR + 175 bps per annum; effective mark-up rate charged by MCB, during the current financial year, was 19.47% per annum. This finance facility is secured against first pari passu charge of Rs.685 million over present and future plant and machinery of the Company and personal guarantees of two sponsoring directors of the Company. The finance facility tenor is six years including one year grace period.

8. STAFF RETIREMENT BENEFITS - GRATUITY

- 8.1 Projected unit credit method, as allowed under IAS 19 (Employee Benefits), has been used for actuarial valuation based on the following significant assumptions:

	2024	2023
- discount rate	12.00%	16.25%
- expected rate of increase in salary	9.00%	13.25%

- 8.2 The amount recognised in the statement of financial position is present value of defined benefit obligation at reporting date.

The movement in the present value of defined benefit obligation is as follows:

	2024	2023
	----- Rupees in '000 -----	
Balance at beginning of the year	82,386	72,875
Current service cost	9,440	12,706
Interest cost	12,096	8,824
Benefits paid	(15,905)	(12,555)
Remeasurement of obligation	(849)	536
Balance at end of the year	<u>87,168</u>	<u>82,386</u>

- 8.3 Charge to statement of profit or loss:

Current service cost	9,440	12,706
Interest cost	12,096	8,824
	<u>21,536</u>	<u>21,530</u>



8.4 Remeasurements recognised in other comprehensive income

Experience adjustments	(849)	536
------------------------	-------	-----

8.5 Comparison of present value of defined benefit obligation and experience adjustment on obligation for five years is as follows:

	2024	2023	2022	2021	2020
	----- Rupees in '000 -----				
Present value of defined benefit obligation	87,168	82,386	72,875	60,076	55,582
Experience adjustment on obligation	(849)	536	909	1,662	2,339

8.6 Sensitivity analysis for actuarial assumptions:

The calculation of defined benefit obligation is sensitive to assumptions set-out above. The following table summarizes how defined benefit obligation would have increased / (decreased) as a result of change in respective assumption by 1 percent.

	Increase in assumptions	Decrease in assumptions
	----- Rupees in '000 -----	
Discount rate	(80,798)	94,041
Increase in salaries	94,040	(80,797)

Expected maturity analysis of undiscounted obligation is as follows:

Time in years	Rupees in '000
1	11,280
2	19,907
3	29,366
4	38,566
5 and onwards	105,872

8.7 The Company's contribution to scheme for the financial year 2025 is expected to be Rs.22.433 million.

8.8 Gratuity payable includes liability in respect of key management personnel aggregating Rs.3.141 million (2023: Rs.2.621million).

9. TRADE AND OTHER PAYABLES

	2024	2023
	----- Rupees in '000 -----	
Creditors	1,214,146	1,645,127
Advance payments	0	2
Retention money	6,556	2,664
Sales tax payable	171,361	74,745
Accrued expenses	107,442	62,558
Income tax deducted at source	24,635	742
Workers' (profit) participation fund	157	28,534
Payable against Workers' welfare fund obligations	36,004	36,004
Others	1,709	2,140
	1,562,010	1,852,516

9.1 Workers' (profit) participation fund - the Fund

	2024	2023
	----- Rupees in '000 -----	
Balance at beginning of the year	28,534	38,342
Add: - profit earned on the Fund's balances maintained in a PLS bank account	157	116
- allocation for the year	0	28,310
- interest on funds utilised by the Company	3,330	6,065
Less: payment made during the year	(31,864)	(44,299)
Balance at end of the year	157	28,534

9.2 Payable against Workers' welfare fund obligations

Balance at beginning of the year	36,004	24,680
Add - allocation for the year	0	11,324
Balance at end of the year	36,004	36,004

10. CONTRACT LIABILITIES

These represent advance consideration received from customers in ordinary course of business and carry no mark-up.

11 ACCRUED MARK-UP

		2024	2023
	Note	----- Rupees in '000 -----	
Mark-up accrued on:			
- long term finances		800	-
- short term finances		370,957	70,857
		371,757	70,857

12. SHORT TERM FINANCES

Running / cash finances - secured	12.1	4,765,132	1,480,192
From a related party - unsecured	12.2	305,000	390,000
Temporary bank overdraft - unsecured	12.3	1,134	1,650
		5,071,266	1,871,842

12.1 Short term finance facilities available from various commercial banks under mark-up arrangements aggregate to Rs.8.046 billion (2023: Rs.6.200 billion). These finance facilities, during the current financial year, carried mark-up at the rates ranging from 14.50% to 26.11% (2023:10.00% to 26.11%) per annum. Facilities available for opening letters of credit and guarantees aggregate to Rs.630.820 million (2023: Rs.380.820 million) of which facilities aggregating Rs.381.595 million (2023: Rs.143.641 million) remained unutilised at the reporting date. The aggregate facilities are secured against charge over plant & machinery, pledge of refined sugar in bags and molasses, charge over current assets of the Company and lien over import and export documents. These facilities are expiring on various dates by September, 2025.

12.2 The Company, during the preceding year, had obtained an interest free short term loan amounting Rs. 390 million from one of its related parties (Mr. Adnan Hayat Noon - Sponsor) to meet its working capital requirements. The loan balance was fully repaid during the current year.



The Company, during September 2024, has again obtained an interest free loan from Sponsor amounting Rs.305 million.

- 12.3 These represents book overdraft balance due to cheques issued in excess of an actual bank balance in respect of a bank account.

13. CURRENT PORTION OF LEASE LIABILITES

The Company had entered into lease arrangements with a bank to acquire vehicles. The liabilities under these arrangements were payable in 60 monthly instalments and carried mark-up at different rates. Effective mark-up rates charged by the bank, during the current financial year, ranged from 25.94% to 25.96% (2023: 18.89% to 25.94%) per annum. The Company had exercised its option to purchase the leased vehicles upon completion of lease terms. The liabilities were secured against title of vehicles in the name of the bank. The balance of lease liabilities was fully paid during the year.

	2024	2023
	-- Rupees in '000 --	
Movement in the account of lease liabilities		
Opening balance	643	1,635
Add: interest charge for the year	54	248
Less: payment made during the year	697	1,240
Balance as at September 30,	0	643

14. PROVISION FOR TAX LEVIES

- 14.1 Income tax assessments of the Company, except as detailed in contingencies note 15, have been finalised by the Income Tax Department (the Department) or deemed to be assessed under section 120 of the Income Tax Ordinance, 2001 (the Ordinance) upto the financial year ended September 30, 2022. Income tax return for tax year 2024 has been filed during October, 2024.

- 14.2 No numeric tax rate reconciliation has been given in these financial statements as provisions made for the current financial year represents minimum tax payable under sections 113 (Minimum tax on the income of certain persons) and final tax on realisation of foreign exchange proceeds under section 154 (Exports) of the Ordinance.

Provisions made during the preceding financial year mainly represented tax payable under sections 113 and 154 the Ordinance. It also included super tax provided under section 4C of the Ordinance.

- 14.3 The Company had challenged the imposition of super tax under section 4C of the Ordinance introduced through Finance Act, 2022 and filed a writ petition dated December 15, 2022 before the Lahore High Court (LHC). The Company had deposited 50% of the amount of super tax involved as per the interim order of the Supreme Court of Pakistan (SCP). The management had not accounted for the liability under section 4C of the Ordinance while filing income tax return for Tax Year 2022 as allowed by the LHC; however, provision in this respect was made in the books of account. The LHC, on June 27, 2023, had decided the case by holding levy of super tax as valid and also applicable for Tax Year 2022 while the rate of 10% for specific sector was reduced to 4%. The final order of the SCP is pending in this regard.
- 14.4 The Company had challenged the imposition of super tax under section 4C of the Ordinance introduced through the Finance Act, 2023 and had filed a writ petition dated November 28, 2023 before the LHC; however, provision in this respect was made in the books of account.
- 14.5 Deferred tax asset arising on unused tax losses has not been recognised in these financial statements due to uncertainty about the availability of taxable profit in the foreseeable future.

15 CONTINGENCIES AND COMMITMENTS

CONTINGENCIES

- 15.1 On an interim order of the High Court of Sindh, Karachi (Sindh High Court), sale certificate was issued to the Company in respect of factory / plant known as Northern Chemicals and the Company had paid stamp duty on land it purchased. It was held that in case the Sindh High Court came to a conclusion that the Company was liable to pay stamp duty on plant and machinery as well, the Company would pay the same within fifteen days from decision of the appeal. In this regard, the Company has provided a bank guarantee in favour of Nazir of High Court of Sindh for an amount of Rs.2.400 million.
- 15.2 The Company had filed an appeal before the Lahore High Court (LHC) against the order of the Customs, Central Excise & Sales Tax Appellate Tribunal (the Tribunal) in the matter of permit fee amounting Rs.5.994 million. The said appeal filed was dismissed by the LHC on September 22, 2020. The Company, thereafter, had filed an appeal before the Supreme Court of Pakistan (SCP) against the judgment of the LHC. The said appeal was dismissed by the SCP on March 24, 2022. The Company has filed a review petition before the SCP on May, 06, 2022, which is pending adjudication.
- 15.3 A reference application under section 47(1) of the Sales Tax Act, 1990 (the Act) is pending before the LHC against confirmation of original order by the Tribunal whereby the Company was ordered to pay sales tax demands aggregating Rs.3.083 million.
- 15.4 An appeal under section 47 of the Act is also pending before the LHC against judgment of the Tribunal whereby the Company was ordered to pay dues aggregating Rs.4.991 million.
- 15.5 An appeal before the LHC, against judgment of the Tribunal, is pending; the Tribunal had upheld the judgment of the Additional Collector whereby the Company was ordered to pay demands aggregating Rs.1.400 million.
- 15.6 Provisions for cane quality premium payable to growers aggregating Rs.79.335 million, related to different yearly notifications issued by the Government of the Punjab (GoP) for fixation of cane support price and quality premium above 'bench mark average recovery', made during the financial years 1981-82 to 1994-95 were written-back during the financial year ended September 30, 2006. The management was of the view that no outflow of resources would be required as a result of judgment by the LHC for the cases pending adjudication, as the LHC had adjudged this levy as unconstitutional in similar cases.

Presently, the intra-court appeals of the GoP are pending for a fresh judgment by the LHC. Earlier, the SCP had set aside the LHC's judgment of dismissal of review application filed by the GoP.

- 15.7 The Company, during the financial year 2002, had filed an appeal before the Tribunal against the order of the Additional Collector (Central Excise), Faisalabad rejecting the refund claim of the Company amounting Rs.15.117 million. The Company had paid this amount under protest as customs duty on sale of sugar. On May 05, 2023, the LHC directed to remand the case back to the Appellate Tribunal. Presently, the case is pending adjudication.
- 15.8 The GoP, during the financial year 2012, had imposed a duty at the rate of Rs.2 per litre on manufacturing of spirit. The Company has filed an appeal before the LHC against the imposition of duty. Consequent to an interim order of the LHC, the Company has provided a bank guarantee in favour of Excise and Taxation Department for an amount of Rs.1.000 million.

During the financial year ended September 30, 2017, the LHC had passed another interim order and directed the Company to deposit the amount of provincial excise duty in cash with the Deputy Registrar of the LHC on monthly basis till the final order. In compliance with this interim order, the Company had deposited Rs.120.770 million (note 22) against the total contingent liability of Rs. 243 million till September 30, 2019. Based on the advice of the Company's legal counsel, this amount has been booked as receivable as there are meritorious grounds for the case to be decided in favour of the Company and the amount be refunded. Further, the GoP vide its notification no.SO(E&M)2-5/2018/ED had withdrawn this duty with effect from August 05, 2019 and the LHC had released the bank guarantee submitted by the Company. Presently, the appeal is pending adjudication.

- 15.9 The Irrigation Department of the GoP, during the financial year 2015, had raised demands aggregating



Rs.6.810 million based on its Notification dated June 12, 2014 for the revision of rates for supply of water to the Company. The Company, against the said demand, has filed an appeal before the Civil Court, which is pending adjudication.

- 15.10 The Company had filed a writ petition before the LHC challenging a notice received from the Excise & Taxation Office, Sargodha demanding excise duty amounting Rs.3.739 million on account of waste of rectified spirit during transit. The LHC, vide its interim order dated December 14, 2020, had suspended the notice. Presently, the case is pending adjudication.
- 15.11 The Additional Commissioner Inland Revenue (ACIR) - Audit had passed an assessment order dated June 29, 2020 under section 122(5A) of the Income Tax Ordinance 2001 (the Ordinance) through which a tax credit of Rs.6.290 million under section 65B of the Ordinance was disallowed for the tax year 2014. The Company had filed an appeal against the aforesaid assessment order before the Commissioner Inland Revenue Appeals (CIRA) dated July 13, 2020. The CIRA had remanded back the case on June 14, 2021 to the ACIR, who disallowed the tax credit through order dated June 09, 2022. The Company had filed an appeal against the aforesaid assessment order before the CIRA, who rejected the appeal. The Company, thereafter, has filed an appeal before the Appellate Tribunal Inland Revenue (ATIR), which is pending adjudication.
- 15.12 The Company had filed a writ petition before the LHC on August 28, 2020 against the sales tax audits relating to the tax periods from October, 2015 to September, 2018. The LHC had granted stay order on November 16, 2020. The hearing of the petition has come up before the LHC on September 07, 2022 and the judgment is still awaited. The management is confident that this case will be decided in favour of the Company.
- 15.13 The Federal Government and the GoP had issued various Notifications regarding fixation of minimum ex-mill price and retail price of sugar. Writ petitions were filed by the Company before the LHC against the said Notifications. The LHC, in its interim order, had asked the Petitioner to submit the differential amount of actual sale price and the Government fixed price to the Deputy Registrar (Judicial) of the LHC along with the direction of not taking any coercive action against the Petitioner till the final order of the LHC. The Company, in compliance with the interim order, has deposited Rs.2.880 million with the Deputy Registrar till the reporting date and the fate of remaining differential amount will be dependent upon the decision of the SCP in the appeal pending before it.
- 15.14 The Company had filed a writ petition before the LHC challenging the amendment inserted vide Finance Act, 2019 whereby tax credit under section 65B of the Ordinance was reduced from 10% to 5% for the Tax Year 2019. The Company had claimed tax credit at the rate of 10% for the Tax Year 2019. The LHC had issued a stay order against the writ petition. Presently, the petition is pending adjudication.
- 15.15 The Competition Commission of Pakistan (CCP) had issued a show cause notice dated November 04, 2020 to sugar mills with respect to artificial price hike and alleged cartelization. The Company had submitted its reply dated December 25, 2020; however, the CCP had passed an order dated August 13, 2021 on the basis of revenues of financial years 2019 and 2020 and imposed a penalty of Rs.680 million on the Company. Against the said order of the CCP, the Company had filed an appeal before the CCP Appellate Tribunal and also filed a writ petition before the LHC. The CCP Appellate Tribunal had granted stay order against the CCP's order dated August 13, 2021. Presently, the petition is pending adjudication.
- 15.16 An order under section 122(1) of the Ordinance was passed by the ACIR against the Company creating tax demand of Rs.83.839 million for the Tax Year 2015. The Company had filed an appeal before CIRA. The case has been decided in favour of Company.
- 15.17 An order under section 122(5A) of the Ordinance was passed by the ACIR against the Company creating tax demand of Rs.91.065 million for the Tax Year 2015. The Company had filed an appeal before CIRA. The case has been decided in favour of Company.
- 15.18 The Company had filed writ petition before the LHC against notices under section 177(1) of the Ordinance for the Tax Years 2016, 2017 and 2018. The Company had also received notices under section 122(9) of the Ordinance for the Tax Years 2017 and 2018. The Company had filed writ petitions against the orders before the LHC, which granted stays against the said proceedings. The LHC had passed the order dated April 24, 2022 for Tax Year 2016 in favour of the Company. The Department has filed an appeal before the SCP against the said order, which is pending adjudication.

15.19 For Tax Year 2019, the Deputy Commissioner Inland Revenue (DCIR) had issued notices under section 177(6) of the Ordinance for non-submission of records. The DCIR had raised income tax demands aggregating Rs.4.237 billion vide his order dated December 29, 2020. The Company had filed an appeal before the CIRA, who, vide his order dated June 29, 2021, had remanded the case back to the DCIR. Further, the Company has filed an appeal before the ATIR, which is pending adjudication.

15.20 The ACIR has passed an order dated June 29, 2024 under section 122(5A) of the Ordinance through which income tax refunds pertaining to Tax Years 2013 and 2014 of Rs.6.500 million and Rs.6.417 million respectively were rejected. Further, tax credit of Rs.0.829 million under section 65B of the Ordinance pertaining to Tax Year 2018 was also disallowed. The Company has filed an appeal against the aforesaid assessment order before the CIRA on July 26, 2024. The CIRA has rejected the appeal on September 13, 2024 and upheld the decision of the ACIR. The Company, thereafter, has filed an appeal against the aforesaid order of the CIRA before the LHC, which is pending adjudication.

15.21 Certain cases have been filed against the Company by some former employees. Based on the advice of its legal advisors handling the subject cases, no provision has been made in these financial statements by the management of the Company.

Commitments

15.22 Commitments in respect of capital expenditure, other than for letters of credit, at the year-end aggregated Rs.417.723 million (2023: Rs.838.500 million).

15.23 Guarantees given by commercial banks on behalf of the Company to Sui Northern Gas Pipelines Ltd., Excise and Taxation Department and Faisalabad Electric Supply Company Ltd., outstanding as at September 30, 2024, aggregated Rs.15.712 million (2023: Rs.15.712 million).

16. PROPERTY, PLANT AND EQUIPMENT

		2024	2023
	Note	----- Rupees in '000 -----	
Operating fixed assets	16.1	1,677,766	1,823,960
Right-of-use assets	16.5	0	1,504
Capital work-in-progress	16.7	2,146,269	224,926
		3,824,035	2,050,390



16.2 Free-hold land of the Company is located at different areas in Bhalwal, district Sargodha comprising in total 1,001,426 square yards and Garden Town, Lahore comprising an area of 8,675 square yards.

16.3 Depreciation on property, plant and equipment for the year has been apportioned as under:

	2024	2023
	----- Rupees in '000 -----	
Cost of sales	164,825	157,601
Distribution and marketing expenses	357	335
Administrative expenses	32,464	25,120
	197,646	183,056

16.4 The details of operating fixed assets disposed-off is as follows:

Asset description	Cost	"Accumulated depreciation"	"Net book value"	Sale proceeds / insurance claim	Gain	Mode of disposal	Sold to:
	----- Rupees in '000 -----						
Items with individual net book value exceeding Rs. 500,000 each:							
Vehicles							
Toyota Corolla	2,256	1,732	524	524	0	Negotiation	Mr. Abdul Majeed, ex-employee.
Kia Sportage	6,299	2,155	4,144	4,600	456	Negotiation	Noon Brothers (Pvt.) Ltd (an Associated Company).
Electric Installations							
Turbine 6 MW	48,061	39,372	8,689	45,000	36,311	Insurance claim	Jubilee General Insurance Co. Ltd.
Aggregate value of items having individual book value not exceeding Rs.500,000 each							
	5,275	4,648	627	3,097	2,470	Negotiation	Various parties.
2024	61,891	47,907	13,984	53,221	39,237		
2023	8,697	1,523	7,174	9,128	1,954		

16.5 Right-of-use assets

	2024	2023
	----- Rupees in '000 -----	
Cost		
As at October 01,	5,684	5,684
Transfer to operating fixed assets	(5,684)	0
As at September 30,	0	5,684
Accumulated depreciation		
As at October 01,	4,180	3,679
Depreciation for the year	188	501
As at September 30,	4,368	4,180
Transfer to operating fixed assets	(4,368)	0
Net book value	0	1,504
Depreciation rate : 25%		



16.6 Depreciation expense relating to right of use asset - vehicles has been grouped under administrative expenses.

16.7 Capital work-in-progress

	2024	2023
	----- Rupees in '000 -----	
Buildings on freehold land:		
- colony	385	81
- factory	99,245	8,219
- office	34,935	26,464
Plant and machinery	1,805,483	187,204
Electric installations & fittings	206,221	2,958
	2,146,269	224,926

16.8 Movement in the account of capital work-in-progress

	Balance as at October 01, 2023	Additions during the year	Balance as at September 30, 2024
	----- Rupees in '000 -----		
Buildings on freehold land:			
- colony	81	304	385
- factory	8,219	91,026	99,245
- office	26,464	8,471	34,935
Plant and machinery (Note 16.9)	187,204	1,618,279	1,805,483
Electric installations & fittings	2,958	203,263	206,221
	224,926	1,921,343	2,146,269

16.9 During the year, borrowing cost at the rate of 19.47% per annum amounting Rs.800.137 thousand has been included in the cost of plant and machinery.

17. LOANS AND ADVANCES - SECURED, CONSIDERED GOOD

	2024	2023
	----- Rupees in '000 -----	
Loans / advances to employees	20,821	13,345
Less: current portion grouped under current assets	11,999	4,353
	8,822	8,992

17.1 The Company has provided a mark-up free loan of Rs.12.500 million to Mr. Rizwan Sohail (Chief Financial Officer - CFO) for construction of house. The maximum aggregate balance outstanding against this loan at the end of any month during the year was Rs.10.250 million (2023: Rs.12.500 million). The loan is secured against gratuity balance of CFO amounting Rs.2.941 million.

17.2 These interest free loans and advances are recoverable in instalments which vary from case to case.

17.3 These loans are secured against lien on provident fund / gratuity balances of respective employees.

18. STORES, SPARES AND LOOSE TOOLS

		2024	2023
	Note	----- Rupees in '000 -----	
Stores		111,037	55,249
Spares		88,123	88,655
Loose tools		562	547
		199,722	144,451
Less: provision for slow moving items	18.1	14,420	14,069
		185,302	130,382

18.1 The movement in balance of provision for obsolescence is as follows:

	2024	2023
	----- Rupees in '000 -----	
Balance at the beginning of the year	14,069	13,946
Add: Provision made during the year	351	123
Balance at the end of the year	14,420	14,069

18.2 Stores and spares inventory includes slow moving items valuing Rs.28.839 million (2023: Rs.28.140 million). The management estimates that slow moving items carry salvage value approximating to 50% of the book value. Provision against slow moving items to the extent of 50% of their carrying value has been made in the books of account.

19. STOCK-IN-TRADE

		2024	2023
	Note	----- Rupees in '000 -----	
Raw materials - molasses		78,791	-
Work-in-process:			
- sugar		6,104	21,422
- molasses		38,640	5,329
		44,744	26,751
Finished goods:			
- sugar		3,009,429	2,446,743
- spirit		27,326	60,634
	19.1	3,036,755	2,507,377
Other stocks - fair price shop and depot		1,453	1,539
		3,161,743	2,535,667

19.1 Certain short term borrowings of the Company are secured by way of collateral charge on raw material and finished goods inventory valuing Rs.3.053 million (2023 Rs. 235 million).

20. TRADE DEBTS

		2024	2023
	Notes	----- Rupees in '000 -----	
Export - secured	20.1	551,177	0
Local - unsecured		69,262	179,108
Less: Provision for expected credit loss	20.2	(1,625)	(2,440)
		618,814	176,668

20.1 These are secured against letters of credit.



20.2 Provision for expected credit loss

Balance at beginning of the year	2,440	2,095
Write-back / charge for the year	(815)	345
Balance at end of the year	1,625	2440

21. LOANS AND ADVANCES - considered good

		2024	2023
	Note	----- Rupees in '000 -----	
Advances to:			
- employees		9,063	18,847
- suppliers	21.1	249,375	318,841
Recoverable from growers		497,142	189,868
Current portion of long term loans and advances	17	11,999	4,353
Letters of credit		8,333	243,366
		775,912	775,275

21.1 These mainly represents advances to suppliers in the normal course of business against goods and services to be received in future. These are unsecured and does not carry any interest or mark-up.

22. OTHER RECEIVABLES

		2024	2023
	Note	----- Rupees in '000 -----	
Claims receivable - considered good		5,564	5,564
Excise duty refundable	15.8	120,770	120,770
Others	22.1	60,268	91,258
		186,602	217,592
Less: provision for doubtful receivable balance	22.1	(52,745)	(52,745)
		133,857	164,847

22.1 These mainly include balance of Rs. 52.745 million (2023: Rs.52.745 million) receivable from Faisalabad Electric Supply Company against sale of electricity made in prior years. As the recoverability of this amount is doubtful; provision for expected loss has been made in these financial statements.

23. BANK BALANCES

		2024	2023
	Note	----- Rupees in '000 -----	
Cash at commercial banks on:			
- current accounts	23.1	64,671	92,200
- saving accounts	23.2	3,066	5,331
- margin deposit accounts	23.3	2,400	2,400
- dividend accounts		1,088	9,946
		71,225	109,877
Cash at Cooperative Societies on current accounts		745	745
Less: provision for impairment	23.4	745	745
		0	0
		71,225	109,877

- 23.1 These include foreign currency deposits amounting U.S.\$ 26,900 (2023: U.S.\$ 194).
- 23.2 Saving accounts, during the current financial year, carried profit / mark-up at the rates ranging from 6.00% to 20.50% (2023: 13.50% to 20.50%) per annum.
- 23.3 These represent 100% cash margin held by banks against guarantees issued on behalf of the Company.
- 23.4 As the recoverability of balances with Cooperative Societies is doubtful due to their closure by the Government of Pakistan; therefore, provision has been made to meet the potential eventuality.

24. SALES - NET

	Note	Sugar		Distillery		Total	
		2024	2023	2024	2023	2024	2023
----- Rupees in '000 -----							
Local		10,062,674	5,488,179	215,267	219,017	10,277,941	5,707,196
Inter-segment transfers	25.1	844,238	961,452	0	0	0	0
Export		261,887	387,289	2,359,470	4,049,070	2,621,357	4,436,359
		11,168,799	6,836,920	2,574,737	4,268,087	12,899,298	10,143,555
Less: - sales tax		1,537,493	829,015	35,421	34,509	1,572,914	863,524
		9,631,306	6,007,905	2,539,316	4,233,578	11,326,384	9,280,031

- 24.1 All the contracts were under one performance obligation and revenue has been recognized at the point of time when the goods were transferred to the customers.
- 24.2 Revenue aggregating Rs. 22.152 million (2023: Rs.9.763 million) was recognised against the customer advances received as at September 30, 2023 and 2022 respectively.
- 24.3 Export sales include sale of sugar and ethanol made to Europe region aggregating Rs.0.787 billion (2023: Rs.2.414 billion) and to Asia region aggregating Rs.1.833 billion (2023: Rs.2.022 billion).



25. COST OF SALES

		Sugar		Distillery		Total	
		2024	2023	2024	2023	2024	2023
		----- Rupees in '000 -----		----- Rupees in '000 -----		----- Rupees in '000 -----	
Raw materials consumed		8,443,482	6,265,665	1,267,281	1,578,450	9,710,763	7,844,115
Inter-segment transfers	25.1	0	0	844,238	961,452	0	0
		8,443,482	6,265,665	2,111,519	2,539,902	9,710,763	7,844,115
Salaries, wages & benefits	25.2	254,265	225,465	77,050	60,728	331,315	286,193
Fuel and power		38,372	38,846	900	1,364	39,272	40,210
Chemicals and stores consumed		122,308	143,980	30,465	36,893	152,773	180,873
Repair and maintenance		255,234	230,122	21,628	40,143	276,862	270,265
Depreciation		121,142	115,833	43,683	41,768	164,825	157,601
Insurance		14,413	7,351	7,714	6,003	22,127	13,354
Rates and taxes		877	857	0	19	877	876
Others		40,800	23,929	5,251	3,094	46,051	27,023
		9,290,893	7,052,048	2,298,210	2,729,914	10,744,865	8,820,510
Adjustment of work-in-process							
Opening		21,422	20,930	5,329	14,167	26,751	35,097
Closing		(6,104)	(21,422)	(38,640)	(5,329)	(44,744)	(26,751)
		15,318	(492)	(33,311)	8,838	(17,993)	8,346
Cost of goods manufactured		9,306,211	7,051,556	2,264,899	2,738,752	10,726,872	8,828,856
Adjustment of finished goods							
Opening stock		2,446,743	938,140	60,634	123,886	2,507,377	1,062,026
Closing stock		(3,009,429)	(2,446,743)	(27,326)	(60,634)	(3,036,755)	(2,507,377)
		(562,686)	(1,508,603)	33,308	63,252	(529,378)	(1,445,351)
		8,743,525	5,542,953	2,298,207	2,802,004	10,197,494	7,383,505

25.1 Inter-segment sales and purchases have been eliminated from the total figures.

25.2 These include Rs.1,094 thousand (2023:Rs.1,091 thousand) and Rs.15,990 thousand (2023:Rs.13,355 thousand) in respect of provident fund contributions and staff retirement benefits - gratuity respectively.

26. DISTRIBUTION AND MARKETING EXPENSES

	Sugar		Distillery		Total		
	2024	2023	2024	2023	2024	2023	
----- Rupees in '000 -----							
Salaries and benefits	26.1	3,855	2,842	0	0	3,855	2,842
Loading, unloading, freight and export expenses		12,079	12,104	156,422	196,032	168,501	208,136
Rent of storage tanks		0	0	39,660	45,647	39,660	45,647
Depreciation		357	335	0	0	357	335
Commission		2,641	3,340	0	0	2,641	3,340
Others		4,558	3,610	0	14	4,558	3,624
		23,490	22,231	196,082	241,693	219,572	263,924

26.1 These include Rs.12 thousand (2023: Rs.11 thousand) and Rs.284 thousand (2023: Rs.222 thousand) in respect of provident fund contributions and staff retirement benefits - gratuity respectively.

27. ADMINISTRATIVE EXPENSES

	Sugar		Distillery		Total		
	2024	2023	2024	2023	2024	2023	
----- Rupees in '000 -----							
Salaries and benefits (note 27.1)		148,010	121,869	49,337	40,623	197,347	162,492
Travelling and conveyance including directors' travelling amounting Rs.1,978 thousand (2023: Rs.564 thousand)		8,554	4,310	2,851	1,436	11,405	5,746
Vehicles' running and maintenance		32,899	27,877	10,966	9,292	43,865	37,169
Communication		3,758	2,935	1,384	1,048	5,142	3,983
Printing and stationery		2,270	1,777	1,146	849	3,416	2,626
Rent, rates and taxes		4,804	3,234	2,194	2,425	6,998	5,659
Insurance		15	67	5	22	20	89
Repair and maintenance		3,905	3,325	1,406	1,170	5,311	4,495
Subscription		18,079	16,925	8,733	9,815	26,812	26,740
Advertisement		221	582	74	194	295	776
Ijarah rentals		0	80	0	-	0	80
Depreciation		24,348	18,555	8,116	7,066	32,464	25,621
Entertainment / guest house expenses		15,545	12,528	5,368	4,313	20,913	16,841
Auditors' remuneration (note 27.2)		1,682	1,715	561	572	2,243	2,287
Legal and professional charges (other than Auditors')		4,742	7,512	1,581	2,504	6,323	10,016
Utilities		11,320	8,142	3,773	2,714	15,093	10,856
Others		3,160	2,268	1,053	756	4,213	3,024
		283,312	233,701	98,548	84,799	381,860	318,500

27.1 These include Rs.398 thousand (2023: Rs.301 thousand) and Rs.5,260 thousand (2023: Rs.7,953 thousand) in respect of provident fund contributions and staff retirement benefits-gratuity respectively.



27.2 Auditors' remuneration

	2024	2023
	--- Rupees in '000 ---	
M/s ShineWing Hameed Chaudhri & Co.		
- statutory audit fee - current year	1,617	1,400
- short provision of prior year	0	293
- half yearly review	210	200
- certification charges	0	50
- out-of-pocket expenses	35	35
	1,862	1,978
M/s Javaid Jalal Amjad & Co. (cost and employees' provident fund audit fees)	381	309
	2,243	2,287

27.3 Administrative expenses, which are not separately identifiable, have been allocated on the basis of management's estimation.

28. OTHER INCOME

	Note	2024	2023
		--- Rupees in '000 ---	
Income from financial assets			
Interest / mark-up on saving accounts		2,315	2,134
Income from other than financial assets			
Scrap sales - net		7,333	10,969
Bagasse, molasses and press mud sales - net		42,201	48,464
Sale of fusel oil		190	267
Gain on disposal of operating fixed assets	16.4	2,926	1,954
Insurance claim	28.1	36,311	0
Provision for expected credit loss written back	20.2	815	0
Rental income		322	156
Realised exchange gain due to currency rate fluctuations - export sales		0	96,444
Unclaimed payable balances written-back		0	2
Others		0	1
		92,413	160,391

28.1 Steam power generator of 6 MW having book value of Rs.8.689 million was damaged due to fire on February, 23, 2024. The Company has received net insurance claim of Rs.45 million against this loss.

29. OTHER EXPENSES

		2024	2023
	Note	--- Rupees in '000 ---	
Donations (without directors' interest)		57	589
Exchange fluctuation loss - net		35	0
Provision made for slow moving stores and spares inventory	18.1	351	123
Provision for expected credit loss for trade debtors		0	345
Provision for workers' (profit) participation fund	9.1	0	28,310
Provision for workers' welfare fund	9.2	0	11,324
Cane crushing capacity regularisation fee	29.1	0	190,000
Miscellaneous		50	2
		493	230,693

29.1 This represented payment made to Government of the Punjab as a fee for the regularisation of the sugar cane crushing capacity of the sugar mills.

30. FINANCE COST

		2024	2023
	Note	--- Rupees in '000 ---	
Mark-up / profit on:			
- long term finances		0	10,567
- short term finances		1,081,023	691,796
- lease finances		54	248
- workers' (profit) participation fund	9.1	3,330	6,065
Bank and other charges		14,881	8,557
		1,099,288	717,233

31. (LOSS) / EARNINGS PER SHARE

		2024	2023
		--- Rupees in '000 ---	
(Loss) / profit after minimum and final tax levies attributable to ordinary shareholders		(619,449)	419,313
			--- No. of shares ---
Weighted average number of ordinary shares outstanding during the year		16,517,453	16,517,453
			----- Rupees -----
(Loss) / earnings per share - basic		(37.50)	25.39

31.1 A diluted (loss) / earnings per share has not been presented as the Company does not have any convertible instruments in issue as at September 30, 2024 and September 30, 2023 which would have any effect on the (loss) / earnings per share if the option to convert is exercised.



32 REMUNERATION OF CHIEF EXECUTIVE, DIRECTORS AND EXECUTIVES

Particulars	Chief Executive		Executive Directors		Executives	
	2024	2023	2024	2023	2024	2023
Managerial remuneration	6,600	6,600	1,200	1,200	41,492	38,839
Perquisites and benefits:						
Utilities	0	0	0	673	0	0
House rent	0	0	4,163	2,477	0	0
Medical	27	22	0	0	0	0
Entertainment / club bills	0	0	0	0	0	0
	27	22	4,681	3,602	0	0
	6,627	6,622	5,881	4,802	41,492	38,839
No. of persons	1	1	1	1	8	10

32.1 The directors and executives have been provided with free use of the Company maintained cars and telephones at their residences. Furnished residences have also been provided to the executives in the Mills' Colony.

32.2 During the current financial year, meeting fees of Rs.1,050 thousand (2023: Rs.530 thousand) were paid to four (2023: four) Non-executive Directors of the Company.

33. FINANCIAL RISK MANAGEMENT OBJECTIVES AND POLICIES

33.1 Financial Risk Factor

The Company has exposures to the following risks from its use of financial instruments:

- market risk
- credit risk; and
- liquidity risk.

The Company's Board of Directors has overall responsibility for the establishment and oversight of the Company's risk management framework. The Board is also responsible for developing and monitoring the Company's risk management policies.

The Company's overall risk management programme focuses on the unpredictability of financial markets and seeks to minimise potential adverse effects on the Company's financial performance. Risk management is carried out by a treasury department under policies approved by the Board of Directors. The treasury department identifies, evaluates and hedges financial risks. The Board provides written principles for overall risk management, as well as written policies covering specific areas, such as currency risk, interest rate risk, credit risk and investment of excess liquidity.

33.2 Market risk

Market risk is the risk that changes in market prices, such as foreign exchange rates, interest rates and equity prices will affect the Company's income or the value of its holdings of financial instruments. The objective of market risk management is to manage and control market risk exposures within acceptable parameters, while optimising the return. Market risk comprises of three types of risks: currency risk, interest rate risk and price risk.

(a) **Currency risk**

Foreign currency risk arises mainly where receivables and payables exist due to transactions entered into in foreign currencies. The Company is exposed to currency risk on import of plant & machinery and stores & spares and export of goods mainly denominated in U.S. Dollars and Euros. The Company exposure to foreign currency risk at the reporting date was as follows:

	Rupees in '000	Euro	U.S.\$
2024			
Assets			
Trade debtors	551,177	0	2,009,057
Bank balances	7,462	0	26,900
Liabilities (un-funded)			
Outstanding letters of credit	233,515	0	765,000
Total exposure	792,154	0	2,800,957
2023			
Assets			
Bank balances	56	0	194
Liabilities (un-funded)			
Outstanding letters of credit	221,467	732,263	0
Total exposure	221,523	732,263	194

	Average rate		Reporting date rate	
	2024	2023	2024	2023
Euro to Rupee	306.09	263.14	309.79	302.39
U.S. \$ to Rupee	282.76	258.12	277.53	287.99

Sensitivity analysis

As at September 30, 2024, if Rupee had strengthened / devalued by 10% against U.S.\$ with all other variables held constant, loss before minimum and final tax levies for the current year would have been lower / higher by Rs.56.504 million mainly as a result of foreign exchange gain / loss on translation of foreign currency financial assets.

(b) **Interest rate risk**

Interest rate risk is the risk that the fair value or future cash flows of a financial instrument will fluctuate because of change in market interest rates. At the reporting date, the interest rate profile of the Company's interest bearing financial instruments is as follows:

	2024	2023	2024	2023
	Effective rate		Carrying amount	
	%	%	--- Rupees in '000 ---	
Financial assets				
Bank balances	6.00 - 20.50	13.50 - 20.50	3,066	5,331
Variable rate instruments				
Financial liabilities				
Long term finances	19.47		250,000	0
Short term borrowings	14.50 - 26.11	10.00 - 26.11	4,765,132	1,480,192
Lease liabilities	25.94 - 25.96	18.89 - 25.94	0	643



Fair value sensitivity analysis for fixed rate instruments

The Company does not account for any fixed rate financial assets and liabilities at fair value through the statement of profit or loss. Therefore, a change in interest rate at the reporting date would not affect profit or loss of the Company.

Cash flow sensitivity analysis for variable rate instruments

At September 30, 2024, if interest rate on variable rate financial instruments had been 1% higher / lower with all other variables held constant, loss before minimum and final tax levies for the year would have been higher / lower Rs.50.151 million (2023: profit before minimum and final tax levies for the year would have been lower / higher Rs.14.755 million).

(c) Price risk

Price risk is the risk that the fair value or future cash flows of a financial instrument will fluctuate as a result of changes in market prices (other than those arising from interest rate risk or currency risk) whether those changes are caused by factors specific to the individual financial instruments or its issuer or factors affecting all similar financial instruments traded in the market. The Company is not exposed to any significant price risk.

33.3 Credit risk exposure and concentration of credit risk

Credit risk represents the risk of a loss if the counter party fails to discharge its obligation and cause the other party to incur a financial loss. The Company attempts to control credit risk by monitoring credit exposures, limiting transactions with specific counterparties and continually assessing the credit worthiness of counterparties.

Concentration of credit risk arises when a number of counterparties are engaged in similar business activities or have similar economic features that would cause their abilities to meet contractual obligations to be similarly affected by changes in economic, political or other conditions. Concentration of credit risk indicates the relative sensitivity of the Company's performance to developments affecting a particular industry.

Credit risk primarily arises from deposits, trade debts, loans & advances, other receivables and balances with banks. To manage exposure to credit risk in respect of trade debts, management performs credit reviews taking into account the customer's financial position, past experience and other relevant factors. Where considered necessary, advance payments are obtained from certain parties. Export sales made to major customers are secured through letters of credit. Credit risk on bank balances is limited as the counter parties are banks with reasonably high credit ratings.

In respect of other counter parties, due to the Company's long standing business relationship with them, management does not expect non-performance by these counter parties on their obligations to the Company.

Exposure to credit risk

The maximum exposure to credit risk as at September 30, 2024 along with comparative is tabulated below:

	2024	2023
	--- Rupees in '000 ---	
Security deposits	14,546	14,321
Trade debts	69,262	179,108
Loans and advances	38,217	275,558
Other receivables	13,087	44,077
Bank balances	71,225	109,877
	<u>206,337</u>	<u>622,941</u>

The maximum exposure to credit risk for trade debts at the reporting date by geographic region is as follows:

	2024	2023
	--- Rupees in '000 ---	
Domestic	69,262	179,108
The ageing of trade debts at the date of statement of financial position was as follows:		
	2024	2023
	--- Rupees in '000 ---	
Not yet due	28,566	117,997
Past due - more than 30 days	40,696	61,111
	69,262	179,108

Based on the workings, the management has made necessary provision for impairment loss allowance. Trade debts aggregating Rs.22.845 million have been realised subsequent to the year end and for other trade debts there are reasonable grounds to believe that the amounts will be realised in short course of time.

33.4 Liquidity risk

Liquidity risk is the risk that the Company will encounter difficulty in meeting the obligations associated with its financial liabilities that are settled by delivering cash or another financial asset. The Company's approach for managing liquidity is to ensure, as far as possible, that it will always have sufficient liquidity to meet its liabilities when due, under both normal and stressed conditions, without incurring unacceptable losses or risking damage to the Company's reputation.

The table below analyses the Company's financial liabilities into relevant maturity groupings based on the remaining period at the reporting date to contractual maturity dates. The amounts disclosed in the table are the contractual undiscounted cash flows:

	Carrying Amount	Contractual Cash Flows	Less than 1 year	Between 1 to 5 years	More than 5 years
	----- Rupees in '000 -----				
September 30, 2024					
Long term finance	250,000	481,281	61,675	360,355	59,251
Trade and other payables	1,329,853	1,329,853	1,329,853	0	0
Accrued mark-up	371,757	371,757	371,757	0	0
Short term finances	5,070,132	5,301,086	5,301,086	0	0
Unclaimed and unpaid dividends	11,713	11,713	11,713	0	0
	7,033,455	7,495,690	7,076,084	360,355	59,251
September 30, 2023					
Lease liabilities	643	697	697	0	0
Trade and other payables	1,712,489	1,712,489	1,712,489	0	0
Accrued mark-up	70,857	70,857	70,857	0	0
Short term finances	1,870,192	2,019,003	2,019,003	0	0
Unclaimed and unpaid dividends	10,739	10,739	10,739	0	0
	3,664,920	3,813,785	3,813,785	0	0



The contractual cash flows relating to the above financial liabilities have been determined on the basis of interest / mark-up rates effective at the respective year-ends. The rates of interest / mark-up have been disclosed in the respective notes to these financial statements.

Fair value of financial instruments

Fair value is the price that would be received upon sale of an asset or paid upon transfer of a liability in an orderly transaction between market participants at the measurement date. Underlying the definition of fair value is the presumption that the Company is a going concern and there is no intention or requirement to curtail materially the scale of its operation or to undertake a transaction on adverse terms.

Valuation techniques used to determine fair values

Level 1: The fair value of financial instruments traded in active markets is based on quoted market prices at the reporting date. A market is regarded as active if quoted prices are readily and regularly available from an exchange, dealer, broker, industry group, pricing service, or regulatory agency, and those prices represent actual and regularly occurring market transactions on an arm's length basis. These instruments are included in Level 1.

Level 2: The fair value of financial instruments that are not traded in an active market is determined by using valuation techniques. These valuation techniques maximise the use of observable market data where it is available and rely as little as possible on entity-specific estimates. If all significant inputs required to measure the fair value of an instrument are observable, the instrument is included in Level 2.

Level 3: If one or more of the significant inputs is not based on observable market data, the instrument is included in Level 3.

At September 30, 2024, the carrying values of all financial assets and liabilities reflected in the financial statements approximate to their fair values.

33.7 Financial instruments by category

	Amortised cost			Financial liabilities measured at amortised cost	
	2024	2023		2024	2023
Financial assets as per the statement of financial position	--- Rupees in '000 ---		Financial liabilities as per the statement of financial position	--- Rupees in '000 ---	
Loans and advances	8,822	8,992	Long term finances	250,000	0
Security deposits	14,546	14,321	Lease liabilities	0	643
Trade debts	620,439	179,108	Trade and other payables	1,329,853	1,712,489
Loans and advances	29,884	32,192	Accrued mark-up	371,757	70,857
Other receivables	13,087	44,077	Short term finances	5,071,266	1,871,842
Bank balances	71,225	109,877	Unclaimed and unpaid dividends	11,713	10,739
	758,003	388,567		7,034,589	3,666,570

34. CAPITAL RISK MANAGEMENT

The Company's objective when managing capital are to ensure the Company's ability not only to continue as a going concern but also to meet its requirements for expansion and enhancement of its business, maximize return of shareholders and optimize benefits for other stakeholders to maintain an optimal capital structure and to reduce the cost of capital.

In order to achieve the above objectives, the Company may adjust the amount of dividends paid to shareholders, issue new shares through bonus or right issue or sell assets to reduce debts or raise further debts, if required.

Consistent with others in the industry, the Company monitors capital on the basis of the gearing ratio. It is calculated as net debt divided by total capital. Net debt is calculated as total borrowings (long term finances, lease liabilities and short term borrowings as shown in the statement of financial position) less bank balances. Total equity includes all capital and reserves of the Company that are managed as capital. Total capital is calculated as equity as shown in the statement of financial position plus net debt.

	2024	2023
	----- Rupees in '000 -----	
Total borrowings	5,321,266	1,872,485
Less: bank balances	71,225	109,877
Net debt	5,250,041	1,762,608
Total equity	1,400,981	2,085,651
Total capital	6,651,022	3,848,259
Gearing ratio	79%	46%

35. RECOILIATION OF MOVEMENT OF LIABILITES TO CASH FLOWS ARISING FROM FINANCIAL ACTIVITIES

	Liabilities			
	Long term finances	Lease liabilities	Short term borrowings	Dividend
	----- Rupees in '000 -----			
Balance as at October 01, 2023	0	643	1,871,842	10,739
Changes from financing activities				
Finances obtained - net	250,000	0	3,199,424	0
Lease finances repaid	0	643	0	0
Dividends paid	0	0	0	(65,096)
Total changes from financing cash flows	250,000	643	3,199,424	(65,096)
Dividend declared	0	0	0	66,070
Balance as at September 30, 2024	250,000	1,286	5,071,266	11,713
Balance as at October 01, 2022	75,000	1,635	1,848,338	9,854
Changes from financing activities				
Finances repaid - net	(75,000)	0	23,504	0
Lease finances repaid	0	(992)	0	0
Dividends paid	0	0	0	(65,185)
Total changes from financing cash flows	(75,000)	(992)	23,504	(65,185)
Dividend declared		-	-	66,070
Balance as at September 30, 2023	0	643	1,871,842	10,739



36. CAPACITY AND PRODUCTION

		2024	2023
Sugar Plant			
Rated crushing capacity {based on 120 working days}	M. Tons	2,280,000	2,280,000
Cane crushed	M. Tons	712,164	807,367
Sugar produced	M. Tons	73,597	75,717
Days worked	Nos.	98	101
Sugar recovery	%	10.30	9.37
Distillery Plant			
Rated capacity per day	Litres	130,000	130,000
Actual production	Litres	17,112,835	22,917,301
Days worked	Nos.	192	184

37. SEGMENT INFORMATION

The Company's reportable segments are as follows:

- Sugar
- Distillery

37.1 Segment revenues and results

	Sugar	Distillery	Elimination of inter segment transactions	Total
----- Rupees in '000 -----				
For the year ended September 30, 2024				
Sales - net	9,631,306	2,539,316	(844,238)	11,326,384
Cost of sales	(8,743,525)	(2,298,207)	(844,238)	(10,197,494)
Gross profit	887,781	241,109	0	1,128,890
Selling and distribution expenses	(23,490)	(196,082)	0	(219,572)
Administrative expenses	(283,312)	(98,548)	0	(381,860)
	(306,802)	(294,630)	0	(601,432)
Profit / (loss) before minimum and final tax levies and unallocated income and expenses	580,979	(53,521)	0	527,458
Unallocatable income and expenses				
Other income				92,413
Other expenses				(493)
Finance cost				(1,099,288)
Minimum and final tax levies				(139,539)
Loss for the year				(619,449)

For the year ended September 30,
2023

Sales - net	6,007,905	4,233,578	(961,452)	9,280,031
Cost of sales	(5,542,953)	(2,802,004)	(961,452)	(7,383,505)
Gross profit	464,952	1,431,574	0	1,896,526
Selling and distribution expenses	(22,231)	(241,693)	0	(263,924)
Administrative expenses	(233,701)	(84,799)	0	(318,500)
	(255,932)	(326,492)	0	(582,424)
Profit before minimum and final tax levies and unallocated income and expenses	209,020	1,105,082	0	1,314,102
Unallocatable income and expenses				
Other income				160,391
Other expenses				(230,693)
Finance cost				(717,233)
Minimum and final tax levies				(107,254)
Profit for the year				419,313

37.2 Segment assets and liabilities

	Sugar	Distillery	Total
	----- Rupees in '000 -----		
As at September 30, 2024			
Segment assets	6,784,428	1,729,933	8,514,361
Unallocatable assets			561,611
Total assets as per the statement of financial position			9,075,972
Segment liabilities	4,486,376	2,493,124	6,979,500
Unallocatable liabilities			695,491
Total liabilities as per the statement of financial position			7,674,991
	Sugar	Distillery	Total
	----- Rupees in '000 -----		
As at September 30, 2023			
Segment assets	4,507,889	930,996	5,438,885
Unallocatable assets			735,750
Total assets as per the statement of financial position			6,174,635
Segment liabilities	1,936,359	1,378,435	3,314,794
Unallocatable liabilities			774,190
Total liabilities as per the statement of financial position			4,088,984

Sales to domestic customers in Pakistan are 79.68% (2023: 56.26%) and to customers outside Pakistan are 20.32% (2023: 43.74%) of the revenues during the current financial year.

The Company sells its manufactured products to local and foreign companies, commission agents, organisations and institutions. Three of the Company's local dealers and one foreign customer having sales aggregating Rs.8.786 billion, contributed towards 68.11% of the Company's gross sales.



Geographical information

All segments of the Company are managed on nation-wide basis and operate manufacturing facilities and sale offices in Pakistan.

38. RELATED PARTY TRANSACTIONS

Related parties comprise of the Associated Companies, directors, relative of directors, major shareholders, key management personnel and entities over which the directors are able to exercise significant influence on financial and operating policy decisions and employees' retirement funds. The Company in the normal course of business carries out transactions with various related parties.

Key management personnel

Key management personnel are those persons having authority and responsibility for planning, directing and controlling the entity. The Company considers its Chief Executive, directors and all team members of its management team to be its key management personnel.

Detail of related parties (with whom the Company has transacted) along with the relationship and transactions with related parties, other than those which have been disclosed elsewhere in these financial statements, are as follows:

	2024	2023
	--- Rupees in 000---	
(a) Associated Company due to common directorship		
Noon Industries (Pvt.) Ltd.		
• Dividend paid	3,062	2,602
Noon Brothers (Pvt.) Ltd.		
• Vehicle sold	4,600	0
(b) Relative of director		
Mr. Adnan Hayat Noon		
• loan obtained during the year	305,000	390,000
• loan repaid during the year	390,000	0
• Consultancy fee paid	14,400	14,208
(c) Key management personnel		
• salary and other employment benefits	41,492	18,459
• advance against expenses	1,903	3,731
• loan provided	0	12,500
• loan recovered	2,750	2,250
(d) Retirement Fund		
• contribution towards provident fund	1,505	1,461

39. DISCLOSURE RELATING TO PROVIDENT FUND

	2024	2023
	--- Rupees in '000 ---	
(a) Size of the Fund	89,617	83,816
(b) Cost of investments made	60,001	56,040
(c) Percentage of investments made	66.95%	66.86%
(d) Fair value of investments made	60,001	56,040

(e) detail of the investment is as follows:

	2024	2023	2024	2023
	--- Percentage ---		--- Rupees in '000 ---	
Special account in a scheduled bank	100.00	100.00	60,001	56,040

The figures are based on the un-audited financial statements of the Provident Fund for the years ended September 30, 2024 and September 30, 2023. The investments out of provident fund have been made in accordance with the provisions of section 218 of the Companies Act, 2017 and the rules formulated for this purpose.

40. DISCLOSURE REQUIREMENTS FOR ALL SHARES ISLAMIC INDEX

Following information has been disclosed as required under Paragraph 10 of item VI and item VII of Part I of the 4th Schedule to the Companies Act, 2017 relating to "All Shares Islamic Index".

	2024		2023	
	Carried under		Carried under	
	Non - Sharia arrangements	Sharia arrangements	Non - Sharia arrangements	Sharia arrangements
	----- Rupees in thousand-----		----- Rupees in thousand-----	
Long term finances	250,000	0	0	0
Short term finances	2,894,136	2,177,130	700,000	1,171,842
Accrued profit	363,030	8,727	68,778	2,079
Bank balances	60,115	11,110	83,546	26,331
Mark-up on saving accounts	2,315	0	2,134	0

41. NUMBER OF EMPLOYEES

	2024	2023
	----- Number -----	
Average number of employees during the year	552	602
Number of employees at the September 30,	497	516

42. CORRESPONDING FIGURES

Corresponding figures have been re-arranged and re-classified wherever necessary to reflect more appropriate presentation of events and transactions for the purpose of comparison in accordance with the accounting and reporting standards as applicable in Pakistan. However, no significant reclassification has been made in these financial statements.

43. DATE OF AUTHORISATION FOR ISSUE

These financial statements were authorised for issue on December 31, 2024 by the board of directors of the Company.


Chief Executive


Director


Chief Financial Officer



PATTERN OF SHAREHOLDING1.1 Name of the Company **NOON SUGAR MILLS LIMITED**

2.1. Pattern of holding of the shares held by the shareholders as at

30-09-2024

-----Shareholdings----- 2.2 No. of Shareholders	From	To	Total Shares Held
837	1	100	22,520
430	101	500	113,219
167	501	1,000	124,310
204	1,001	5,000	447,494
24	5,001	10,000	181,666
9	10,001	15,000	107,897
11	15,001	20,000	192,252
6	20,001	25,000	138,594
3	25,001	30,000	85,610
1	35,001	40,000	39,100
1	40,001	45,000	43,309
1	55,001	60,000	58,117
2	80,001	85,000	161,902
1	105,001	110,000	105,400
1	270,001	275,000	273,520
1	350,001	355,000	355,000
1	410,001	415,000	413,517
1	430,001	435,000	432,306
1	475,001	480,000	475,161
1	575,001	580,000	578,271
1	920,001	925,000	924,699
1	1,775,001	1,780,000	1,776,980
1	3,465,001	3,470,000	3,466,609
1	5,995,001	6,000,000	6,000,000
1,707			16,517,453

2.3 Categories of shareholders

	Share held	Percentage
2.3.1 Directors, Chief Executive Officer, and their spouse and minor children	388,642	2.3529%
2.3.2 Associated Companies, undertakings and related parties. (Parent Company)	12,273,855	74.3084%
2.3.3 NIT and ICP	29,372	0.1778%
2.3.4 Banks Development Financial Institutions, Non Banking Financial Institutions.	1,448	0.0088%
2.3.5 Insurance Companies	3,732	0.0226%
2.3.6 Modarabas and Mutual Funds	-	0.0000%
2.3.7 General Public	1,553,567	9.4056%
	-	0.0000%
2.3.8 Others (to be specified)		
- Joint Stock Companies	2,235,696	13.5354%
- Pension Funds	2,039	0.0123%
- Foreign Companies	112	0.0007%
- Others	28,990	0.1755%
2.3.9 Shareholders holding 10% or more	11,766,441	71.2364%

Signautre of Company Secretary

Name of Signatory

Designation

CNIC Number

Date



NASIR IQBAL ANSARI

COMPANY SECRETARY

35202-8896523-7

30-09-2024

VIDEO LINK FACILITY FORM

I / We _____ being the member of Noon Sugar Mills Limited, holder of _____ Ordinary share(s) as per registered folio No. / CDC AC No. _____ hereby opt for video link facility at _____.

Signature of Member _____

Date _____

BANK ACCOUNT DETAIL FORM

Bank Account Details of Shareholder for payment of Cash Dividend through Electronic Mode:

I hereby wish to communicate my desire to receive my dividend directly in my bank account as detailed below:

Name of Shareholder: _____

Folio / CDC AC No. _____

Bank Account No: _____

IBAN: _____

Title of Account: _____

Name of Bank: _____

Branch/full mailing address: _____

Contact Number _____

It is stated that the above information is correct to the best of my knowledge and shall keep the Company informed in case of any changes in the above particulars in future.

Shareholder's Signature

Date:

CNIC #: (copy attached)

NOON SUGAR MILLS LIMITED

FORM OF PROXY

Registered Folio No. /
CDC Account No. _____

I/We _____
(Name)

of _____
(Address)

being a member of **NOON SUGAR MILLS LIMITED** hereby appoint

_____ (Name)

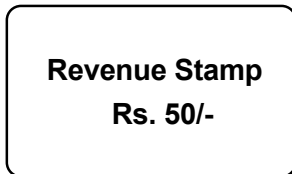
of _____ (Address)

or failing him _____ (Name)

of _____ (Address)

as my/ our proxy to attend, act and vote for me/ us and on my/ our behalf, at the 62nd Annual General Meeting of the Company to be held at 66-667-A, Garden Block, New Garden Town, Lahore on January 27, 2025 at 11:30 a.m. and at any adjournment thereof.

As witness my hand this _____ day of _____ 2025



Signature of the Shareholder/ Appointer

WITNESSES

1. Signature _____
Name _____
Address _____
CNIC # _____

2. Signature _____
Name _____
Address _____
CNIC # _____

NOTE: Proxies in order to be effective must reach the Company's Registered Office not less than 48 hours before the time for holding the meeting and must be duly stamped, signed and witnessed. Proxies of the Members through CDC shall be accompanied with attested copies of their CNIC.

نون شوگر ملز لمیٹڈ

پراکسی فارم

رجسٹرڈ فوئیو نمبر/-----

سی ڈی سی اکاؤنٹ نمبر-----

میں/ہم-----

(نام)

(پتہ)

بحیثیت ممبر/ممبران نون شوگر ملز لمیٹڈ، یہاں پر تقرر کرتا ہوں/کرتے ہیں

(نام)

(پتہ)

یا اس کی غیر حاضری کی صورت میں

(نام)

(پتہ)

کو بمقام A-66-67 گارڈن بلاک، نیو گارڈن ٹاؤن، لاہور میں بروز سوموار مورخہ 27 جنوری، 2025 بوقت ساڑھے گیارہ بجے صبح یا اس کے کسی بھی التواء پر، منعقد ہونے والے کمپنی کی باسٹھویں سالانہ اجلاس عام میں شرکت کرنے اور حق رائے دہی استعمال کرنے کے لیے اپنا/ہمارا بطور نمائندہ مقرر کرتا ہوں/کرتے ہیں۔

بطور گواہ آج بتاریخ----- 2025

پچاس روپے کارسیدی ٹکٹ
یہاں چسپاں کریں

شیر ہولڈر تقرر کنندہ کے دستخط

گواہ 2

گواہ 1

دستخط

دستخط

نام

نام

پتہ

پتہ

قومی شناختی کارڈ نمبر

قومی شناختی کارڈ نمبر

نوٹ: پراکسی اسی صورت میں قابل قبول ہوگی کہ اس پر دستخط، رسیدی ٹکٹ، گواہان کے دستخط ہوئے ہوں اور یہ اجلاس سے کم از کم 48 گھنٹے پہلے کمپنی کے رجسٹرڈ پتہ پر موصول ہو جائے۔
سی ڈی سی کے ممبران کو اپنی پراکسی اپنے تصدیق شدہ قومی شناختی کارڈ کے ہمراہ بھیجنا ہوگی۔

2 - CDC کے اکاؤنٹ ہولڈروں کو ہدایت کی جاتی ہے کہ وہ سیکورٹیز اینڈ ایکسچینج کمیشن آف پاکستان کی جانب سے وضع کردہ مندرجہ ذیل ہدایات پر عمل کریں:

a. اجلاس میں شرکت کے لیے:

i - افراد کی صورت میں اجلاس میں شرکت کے وقت اکاؤنٹ ہولڈر یا سب اکاؤنٹ ہولڈر اپنی شناخت کی تصدیق اپنا اصلی کمپیوٹرائزڈ قومی شناختی کارڈ یا اصلی پاسپورٹ دکھا کر کرے گا۔

ii - کارپوریٹ باڈیز کے نمائندے اجلاس میں شرکت کے لیے بورڈ آف ڈائریکٹرز کی قرارداد/مختار نامہ مع نامزد افراد کے نمونہ دستخط اپنے ہمراہ لائیں گے۔

b. پراسیکیوٹرز کے تقرر کے لیے:

i - افراد کی صورت میں اکاؤنٹ ہولڈر یا سب اکاؤنٹ ہولڈر مندرجہ بالا ہدایات کے مطابق پراسیکیوٹرز کے ساتھ مل کر ہوں گے۔

ii - پراسیکیوٹرز کے ساتھ مل کر ہوں گے جن کے نام، پتے اور CNIC نمبر فارم پر درج کیے جائیں گے۔

iii - پراسیکیوٹرز کے ساتھ مل کر ہوں گے جن کے نام، پتے اور CNIC نمبر فارم پر درج کیے جائیں گے۔

iv - میٹنگ میں شرکت کے وقت پراسیکیوٹرز اپنا اصل قومی شناختی کارڈ یا پاسپورٹ برائے شناخت پیش کرے گا۔

v - کارپوریٹ باڈیز اپنے بورڈ آف ڈائریکٹرز کی قرارداد/مختار نامہ اور پراسیکیوٹرز کے نمونہ دستخط پراسیکیوٹرز کے ساتھ مل کر ہوں گے۔

3 - فریکل شیئرز رکھنے والے ممبران سے التماس ہے کہ وہ اپنے رجسٹرڈ پتوں میں کسی تبدیلی کی اطلاع دیں اور وہ حصص یافتگان جنہوں نے کمپنی کو اپنے کمپیوٹرائزڈ قومی شناختی کارڈ (CNIC) کی نقل ابھی تک مہیا نہیں کی ہے ان سے التماس ہے کہ وہ اس کی نقل جلد از جلد کمپنی رجسٹر اری یعنی کارپ لنک (پرائیویٹ) لیمیٹڈ کو ان کے پتے واقع Wings Arcade, 1-K, Commercial ماڈل ٹاؤن لاہور پر مہیا کریں۔

4 - SECP کی ہدایات کی تعمیل میں ممبران کو ہدایت کی جاتی ہے کہ وہ منسلک فارم پر اپنے متعلقہ انٹرنیشنل بینک اکاؤنٹ نمبر (IBAN) کی تفصیل مہیا کریں تاکہ کمپنی ان کے کیش ڈیویڈنڈ ان کے بینک اکاؤنٹ میں براہ راست بھجوا سکے۔

5 - کمپنیز ایکٹ، 2017 کی دفعہ (2) 132 کے تحت دوسرے شہروں میں مقیم ایسے حصص یافتگان جن کے حصص کی مجموعی تعداد مجموعی ادا شدہ سرمایہ کا کم از کم دس فیصد ہے کمپنی سے مطالبہ کر سکتے ہیں کہ انہیں اجلاس میں شرکت کے لیے وڈیولنک کی سہولت مہیا کی جائے۔ وڈیولنک کی سہولت کا مطالبہ اجلاس کی تاریخ سے کم از کم دس روز قبل شیئرز رجسٹرار کے مذکورہ بالا پتے پر موصول ہونا چاہیے۔ مجوزہ درخواست فارم سالانہ رپورٹ سے منسلک ہے۔

6 - 30 ستمبر 2024 کو ختم ہونے والے سال کے لیے کمپنی کے آڈٹ شدہ مالیاتی گوشواروں کو کمپنی کی ویب سائٹ پر مہیا کیا جا رہا ہے۔

7 - کمپنیز ایکٹ، 2017 کی دفعات 143 تا 145 اوپنیز (پوسٹل بیلٹ) ریگولیشنز، 2018 کی قابل اطلاق شقوں کے تقاضوں کو پورا کرنے کے بعد ممبران اپنا رائے شماری کا حق استعمال کر سکتے ہیں۔

حسب الحکم بورڈ

ناصر اقبال انصاری

کمپنی سیکریٹری

بمقام لاہور۔

مورخہ 31 دسمبر 2024

نون شوگر ملز لمیٹڈ

رجسٹرڈ آفس : 66-67-A، گارڈن بلاک، نیوگارڈن ٹاؤن، لاہور۔

اطلاع برائے سالانہ اجلاس عام

بذریعہ ہذا اطلاع دی جاتی ہے کہ نون شوگر ملز لمیٹڈ (کمپنی) کے ممبران کا باسٹھواں سالانہ اجلاس عام بروز سوموار مورخہ 27 جنوری، 2025 صبح ساڑھے گیارہ بجے مندرجہ ذیل امور کی انجام دہی کے لیے بمقام 66-67-A گارڈن بلاک، نیوگارڈن ٹاؤن، لاہور منعقد ہوگا:

عمومی کارروائی

- 1 - ممبران کے سالانہ اجلاس عام منعقدہ 27 جنوری، 2024 کی کارروائی کی توثیق۔
- 2 - 30 ستمبر، 2024 کو ختم ہونے والے سال کے لیے کمپنی کے آڈٹ شدہ حسابات اور ان پر آڈیٹران اور ڈائریکٹران کی رپورٹوں پر غور کرنا اور انہیں منظور کرنا۔
- 3 - 30 ستمبر 2025 کو اختتام پزیر ہونے والے سال کے لیے کمپنی کے آڈیٹران کا تقرر اور ان کے مشاہرہ کا تعین کرنا۔
- 4 - صدر اجلاس کی اجازت سے اجلاس میں پیش کیے جانے والے دیگر امور انجام دینا۔

منتقلی حصص کی کتابوں کی بندش

کمپنی حصص کی منتقلی کی کتابیں 21 جنوری، 2025 تا 27 جنوری، 2025 (بشمول دونوں ایام) بغرض انعقاد سالانہ اجلاس عام بند رہیں گی۔

QR فعال کوڈ اور ویب لنک کے ذریعے سالانہ رپورٹ کی ترسیل

SECP کے SRO نمبر 389(1)/2023، مجریہ 21 مارچ 2023 اور کمپنی کے شیئر ہولڈرز کی جانب سے 27 جنوری 2024 کو ہونے والی میٹنگ میں منظور کی گئی خصوصی قرارداد کے مطابق، کمپنی اب اپنی سالانہ رپورٹوں کو ڈیجیٹل طور پر تقسیم کرے گی۔ براہ کرم ذیل میں فراہم کردہ QR کوڈ، یا ویب لنک کے ذریعے 2024 کی سالانہ رپورٹ ملاحظہ فرمائیں:



<https://noonsugar.net/financial-reports>

نوٹس:

- 1 - اجلاس کی کارروائی میں شرکت کے لیے:

اجلاس میں شرکت کرنے اور ووٹ ڈالنے کا اہل ممبر کسی دوسرے ممبر کو اپنی طرف سے شرکت، بولنے اور ووٹ دینے کی غرض سے اپنی پراکسی کے طور پر مقرر کر سکتا ہے۔ پراکسیوں کے لیے ضروری ہے کہ وہ اجلاس کے انعقاد کے لیے مقرر کردہ وقت سے کم از کم اڑتالیس گھنٹے قبل کمپنی کے رجسٹرڈ آفس میں موصول ہو جائیں۔ ایک ممبر ایک سے زیادہ پراکسی کی تقرری نہیں کر سکتا۔ پراکسی فارم کے ساتھ CNIC کی تصدیق شدہ کاپی ہونا ضروری ہے۔

ڈائریکٹران کے معاوضے کی پالیسی:

بورڈ آف ڈائریکٹران نے کمپنی معاملات میں ذمہ داریوں کی نوعیت پر منحصر ایگزیکٹو ڈائریکٹران کو معاوضے کی ادائیگی کے لیے باضابطہ پالیسی کی منظوری دے دی ہے۔ انسانی وسائل اور معاوضے کی کمیٹی کی سفارشات کے مطابق ایگزیکٹو ڈائریکٹران کے معاوضے کی منظوری بذریعہ بورڈ آف ڈائریکٹران دی جائے گی۔ کمپنی آزاد ڈائریکٹران کو بورڈ اور اس کی کمیٹیوں کے اجلاسوں میں شرکت کے لیے فیس کے علاوہ کوئی ادائیگی نہیں کرے گی۔

بورڈ کی کارکردگی کا جائزہ:

لٹیکمپنیز (کوڈ آف کارپوریٹ گورننس) ریگولیشنز، 2019 کے ضابطہ (v)(3) کی تعمیل میں بورڈ آف ڈائریکٹران نے مجموعی طور پر بورڈ، بورڈ کمیٹیوں اور انفرادی ارکان بورڈ کی کارکردگی کی سالانہ جانچ کے لیے ایک طریقہ کار وضع کیا ہے۔ اس عمل کے تحت، کمپنی سیکریٹری نے مالی سال 2023-24 کے لیے کارکردگی کا جائزہ لیا اور ڈائریکٹرز سے موصول ہونے والے قیمتی تاثرات کی بنیاد پر ایک رپورٹ تیار کر کے بورڈ کو جائزے کے لیے پیش کی۔

حصص یافتگان کا کردار:

بورڈ کا مقصد اس بات کو یقینی بنانا ہے کہ کمپنی کے حصہ داران کو کمپنی کی صورتحال کو متاثر کرنے والی اہم پیش رفتوں سے بروقت آگاہ کیا جائے۔ اس مقصد کے حصول کے لئے حصص یافتگان کو سہ ماہی، ششماہی اور سالانہ رپورٹوں کے ذریعے آگاہ کیا جاتا ہے اور انہیں فوری طور پر کمپنی کی ویب سائٹ پر رکھ دیا جاتا ہے۔ احتساب کی مطلوبہ سطح کو یقینی بنانے کے لیے بورڈ عام اجلاسوں میں حصص داران کی شرکت کی حوصلہ افزائی کرتا ہے۔

منافع منقسمہ:

مالی سال 30 ستمبر 2024 کو ختم ہوا، کے مالی نتائج کی بنیاد پر کمپنی نے 619 ملین روپے کا خالص نقصان رپورٹ کیا ہے۔ بورڈ نے مالی سال 30 ستمبر 2024 کو ختم ہوا، کے لیے کسی قسم کی مراعات جیسے ڈیویڈنڈ، نوٹس شیئرز یا دیگر تقسیمات کی سفارشات نہیں کی ہے۔

صحت، حفاظت اور ماحول:


کمپنی بین الاقوامی سطح پر قابل قبول صحت، حفاظت اور ماحولیات کے معیاروں پر سختی سے عمل پیرا ہے اور اس امر کو یقینی بناتی ہے کہ ہم آج اور کل کے لیے محفوظ اور زیادہ پائیدار کارروائیوں کے لیے اپنے عمل کو بہتر بناتے رہیں۔

آڈیٹران:


ریٹائر ہونے والے آڈیٹرائٹس ونگ حمید چوہدری اینڈ کمپنی (Shinewing Hameed Chaudhri & Company)، چارٹرڈ اکاؤنٹنٹس نے اپنی خدمات کو ایک اور مدت کے لیے پیش کیا ہے۔ آڈٹ کمیٹی کی سفارشات کے مطابق بورڈ ان کی تقرری کی تجویز پیش کرتا ہے۔

اعتراف:

ہم اپنے تمام اسٹیک ہولڈرز بشمول مالیاتی اداروں، وینڈرز، صارفین، اور کمپنی کے شیئرز ہولڈرز کی انمول حمایت کو تسلیم کرتے ہیں۔ اس موقع پر ہم اپنے ملازمین کی کمپنی کی ترقی کے لیے ان کی وابستگی، محنت اور جوئیس گھنٹے کی کاوشوں کو سراہتے ہیں۔



ڈائریکٹر



چیف ایگزیکٹو آفیسر

بہمقام لاہور۔ 31 دسمبر، 2024

آڈٹ کمیٹی کی میٹنگ اور حاضری:

زیر جائزہ سال کے دوران اس کمیٹی کے چار اجلاس ہوئے جن میں حاضری کی تفصیل حسب ذیل ہے:

میٹنگ کی حاضری	ڈائریکٹرز کا نام
4	جناب عطا علی ملک
4	سید علی رضا
3	محترمہ مریم ممدوٹ

انسانی وسائل اور معاوضہ کمیٹی:

زیر جائزہ سال میں کمیٹی کے چار اجلاس ہوئے جن میں حاضری کی تفصیل حسب ذیل ہے:

اجلاس میں حاضری	ڈائریکٹرز کا نام
4	سید علی رضا
3	جناب سیف اللہ خان نون
4	لیفٹیننٹ کرنل (ر) عبدالخالق خان

ٹیکنیکل کمیٹی:

زیر جائزہ سال میں کمیٹی کے چار اجلاس ہوئے جن میں حاضری کی تفصیل حسب ذیل ہے:

اجلاس میں حاضری	ڈائریکٹرز کا نام
3	جناب عرفان احمد
3	جناب سیف اللہ خان نون
4	لیفٹیننٹ کرنل (ر) عبدالخالق خان

حصص یافتگان کے اجلاس:

زیر جائزہ سال کے دوران سالانہ اجلاس عام 27 جنوری 2024 کو منعقد ہوا۔

واجب الادا قانونی ادائیگیاں:

تمام واجب الادا ادائیگیاں معمول کی نوعیت کی ہیں۔

V- پبلک سیکیورٹیز، کارپوریشنز، جوائنٹ سٹاک کمپنیز

حصص	فیصد
2,264,686	13.71%

VI- بینک، مالیاتی ادارے، نان بینکنگ مالیاتی کمپنیاں، انشورنس کمپنیاں، ٹکافل، مضاربہ اور پنشن فنڈ:

حصص	فیصد
7,219	0.04%

VII- پانچ فیصد اور اس سے زائد کے حصص یافتگان:

حصص ملکیت	فیصد	
6,000,000	36.33%	محترمہ طحیہ نون
3,907,626	23.66%	ملک عدنان حیات نون
1,858,815	11.25%	ای ایف جی پرائیویٹ بینک (چینل آئی لینڈ) لمیٹڈ
924,699	5.60%	پبلک مینجمنٹ پاکستان (پرائیویٹ) لمیٹڈ

حصص میں لین دین:

ڈائریکٹر / ایگزیکٹو کا نام	فروخت کیے	خریدے
	NIL	NIL

بورڈ کی میٹنگز اور ڈائریکٹران کی حاضری:

زیر جائزہ سال کے دوران بورڈ کے چار اجلاس منعقد ہوئے جن میں حاضری کی تفصیل درج ذیل ہے:

ڈائریکٹران کے نام	اجلاس میں حاضری
جناب کنورا قبیل طالب	4
جناب سیف اللہ خان نون	3
لیفٹیننٹ کرنل (ر) عبدالحق خان	3
جناب عرفان احمد	2
سید علی رضا	4
جناب عطا علی ملک	4
محترمہ مریم ممدوٹ	3

بورڈ نے ان ڈائریکٹران کی چھٹی منظور کر لی جو بورڈ کے اجلاسوں میں شریک نہ ہو سکے۔

- سابقہ چھ سال کے اہم مالیاتی اور کاروباری کوائف اس رپورٹ سے منسلک ہیں؛
- مالی سال 30 ستمبر 2024 تک ٹیکسوں، ڈیوٹیوں اور محصولات کی مد میں کوئی قانونی ادائیگی واجب الادا نہیں ماسوا ان کے جن کا انکشاف مالی بیانات میں کیا گیا ہے؛
- مالی سال کے دوران کمپنی کے دیگر ڈائریکٹران، چیف ایگزیکٹو آفیسر، چیف فنانشل آفیسر، کمپنی سیکریٹری اور ان کے شریک حیات اور نابالغ بچوں نے اس سال کے دوران کمپنی کے حصص میں کوئی لین دین نہیں کیا؛
- ملازمین کے ریٹائرمنٹ فنڈ کی سرمایہ کاری کی لاگت مندرجہ ذیل ہے:

ملازمین کی ریٹائرمنٹ کے فوائد:

کمپنی نے ایک تسلیم شدہ پراؤنٹ فنڈ قائم کر رکھا ہے اور فنڈ کے مالی بیانات کے مطابق اس کی سرمایہ کاری کی مالیت حسب ذیل ہے:

30 ستمبر 2024 کی مالیت	60.001 ملین روپے
30 ستمبر 2023 کی مالیت	56.040 ملین روپے

گریجویٹی اسکیم فی الوقت un-funded ہے اور تمام اہل ملازمین کے لیے اسکیم کے تحت ذمہ داری کو پورا کرنے کے لیے ایکچو ریل ویلیویشن کی بنیاد پر سالانہ رقم فراہم کی گئی ہے جن کی تفصیلات 30 ستمبر 2024 کو ختم ہونے والے مالی سال کے آڈٹ شدہ مالیاتی بیانات کے نوٹ نمبر 8 میں موجود ہیں۔

30 ستمبر 2024 کو کمپنی کی حصص داری کی ساخت کا نمونہ (شیر ہولڈنگ پیٹرن) منسلک ہے جبکہ دیگر متعلقہ معلومات حسب ذیل ہیں:

حصص یافتگان:

حصص کی تعداد	ایسوسی ایٹڈ کمپنیاں، وابستگان اور متعلقہ فریقین	I-
475,161	نون انڈسٹریز (پرائیوٹ) لمیٹڈ	II-
NIL	میوچل فنڈز	III-
	ڈائریکٹران اور ان کے شریک حیات اور نابالغ بچے	
نابالغ بچے	ذاتی ملکیت	ڈائریکٹران کے نام
NIL	355,017	جناب سیف اللہ خان نون
NIL	26,360	جناب کنورا قبال طالب
NIL	1	لیفٹیننٹ کرنل (ر) عبدالخالق خان
NIL	1	سید علی رضا
NIL	1	جناب عرفان احمد
NIL	1	جناب عطا علی ملک
NIL	1	محترمہ مریم ممدوٹ
NIL	NIL	IV- ایگزیکٹوز

کارپوریٹ سماجی ذمہ داری:

نون شوگر ملز لمیٹڈ معاشرتی ترقی اور پائیدار برادری کے لیے معاونت اور کام کرنے میں فعال کردار ادا کرنے کے لیے پرعزم ہے۔ کارپوریٹ سوشل ریسپانسیبلٹی (CSR) اپنی بنیادی اقدار میں مربوط ہے اور یہ کمپنی کے مجموعی مشن کا لازمی جزو ہے۔

مندرجہ ذیل اقدامات جو نون شوگر ملز لمیٹڈ اپنی سماجی ذمہ داریوں کو پورا کرنے کی غرض سے نبھا رہی ہے:

- a - آپ کی کمپنی اپنے ملازمین کے بچوں اور ان کے خاندانوں کو فائدہ پہنچانے کے لیے کمپنی کے ملازمین کے رہائشی کالونی میں ایک کالج اور ایک جدید انگریزی میڈیم ماڈل ہائی اسکول قائم اور چلانے کے ذریعے معیاری تعلیم فراہم کر رہی ہے۔ ملازمین کے بچوں کو بھی ہر سال میٹرک سے اوپر کی تعلیم حاصل کرنے کے لیے وظائف فراہم کئے جاتے ہیں تاکہ وہ اعلیٰ تعلیم حاصل کریں۔
- b - گھریلو اشیاء کی رعایتی نرخوں پر فراہمی کے لیے نون شوگر ملز لمیٹڈ رہائشی کالونی میں ایک فیر پرائیس شاپ چلا رہی ہے۔
- c - کمپنی گزشتہ 31 سالوں سے بھلوال میں ایک مفت ڈسپنری چلا رہی ہے، جہاں غریب مریضوں کو مفت ادویات فراہم کی جاتی ہیں جو ملحقہ رہائشی کالونیوں سے آتے ہیں۔

کارپوریٹ گورننس کے ضابطہ اخلاق کی تعمیل:

لسٹڈ کمپنیز (کوڈ آف کارپوریٹ گورننس) ریگولیشنز، 2019 کے ضوابط کو 30 ستمبر 2024 کو ختم ہونے والے سال کے لیے کمپنی نے اختیار کیا ہے اور اور ان پر مکمل طور پر عمل کیا ہے۔ اس ضمن میں ایک بیان رپورٹ سے منسلک ہے۔

کارپوریٹ اور مالیاتی رپورٹنگ فریم ورک:

مالی بیانات اور ان کے نوٹس کمپنی کی انتظامیہ نے کمپنیز ایکٹ، 2017 اور لاگو بین الاقوامی مالیاتی رپورٹنگ معیارات (IFRS) کے مطابق تیار کیے ہیں۔ یہ بیانات کمپنی کے معاملات کی حالت، اس کی آپریشنز کے نتائج، کیش فلو، اور ایکویٹی میں تبدیلیوں کو درست طور پر پیش کرتے ہیں۔

بورڈ آف ڈائریکٹرز اس بات کا اعلان کرتا ہے کہ:

- مالیاتی گوشواروں کی تیاری کے دوران عالمی مالیاتی رپورٹنگ معیارات کو، جو کہ پاکستان میں لاگو ہیں، مناسب طریقے سے عمل میں لایا گیا ہے اور اس سے کسی بھی طرح کے انحراف کا مناسب طور پر ”مالیاتی بیانات کے نوٹس“ میں بیان کیا گیا ہے اور اس کی وجہ بیان کی گئی ہے؛
- کمپنی کے مالیاتی حسابات کی کتب کو مناسب طور پر مرتب کیا گیا ہے؛
- مالیاتی گوشوارے تیار کرنے کیلئے مناسب حساباتی پالیسیوں کا مستقل طور پر اطلاق کیا گیا ہے اور حسابات کے تخمینے مناسب اور محتاط فیصلوں پر مبنی ہیں؛
- اندرونی گرفت کا نظام مضبوط ہے اور موثر انداز میں نافذ العمل اور زیر نگرانی ہے؛
- کمپنی کی کاروبار جاری رکھنے کی صلاحیت میں کوئی شک و شبہ نہیں ہے؛
- لسٹڈ کمپنیز (کوڈ آف کارپوریٹ گورننس) ریگولیشنز، 2019 میں بیان کردہ کارپوریٹ گورننس کے بہترین طریقوں سے انحراف نہیں کیا گیا ہے؛

رپورٹنگ کے عرصے کے دوران مناسب قیمتوں پر شیرے کی خریداری ایک بڑا چیلنج بنی رہی۔ گنے کے کرشنگ سیزن کے مختصر ہونے اور حالیہ برسوں میں پاکستانی روپے کے مقابلے میں امریکی ڈالر کی قدر میں اضافے نے شوگر ملز کو شیرے کی قیمتیں مسلسل بڑھانے پر مجبور کیا۔ دوسری جانب بین الاقوامی منڈیوں میں سال بھر ایتھنول کی قیمتیں کم رہیں۔ ان عوامل کے ساتھ ساتھ بلند مارک اپ لاگت اور مہنگائی کے باعث دیگر ان پٹ لاگتوں میں اضافے نے ڈسٹری بیوٹرز کے منافع کو نمایاں طور پر متاثر کیا، جس کے نتیجے میں صنعت کو کم صلاحیت پر کام کرنے پر مجبور ہونا پڑا۔

مستقبل کی پیش گوئی:

چینی:

موجودہ کرشنگ سیزن 21 نومبر 2024 کو شروع ہوا۔ پنجاب حکومت نے گنے کی کم از کم سپورٹ قیمت کا اعلان نہیں کیا، جس کے نتیجے میں یہ قیمت مارکیٹ کی قوتوں کے ذریعے طے کی جائے گی۔ اس کے نتیجے میں، شوگر انڈسٹری ایک سکروز ریکوری پر مبنی فارمولہ تیار کرنے پر کام کر رہی ہے تاکہ گنے کی قیمت کا تعین کیا جاسکے۔ اس طریقہ کار کا مقصد وسطی اور بالائی پنجاب کی ملز کو جنوبی پنجاب کی ملز کے مقابلے میں چینی پیداوار کی لاگت میں مقابلہ کرنے میں مدد دینا ہے۔

ابتدائی سروے کے مطابق گنے کے زیر کاشت رقبے میں 8-10 فیصد اضافہ دیکھنے کو مل رہا ہے۔ تاہم، موسمی حالات کے اثرات کی وجہ سے گنے کی پیداوار کم رہی ہے۔ مجموعی طور پر، موجودہ کرشنگ سیزن کی متوقع پیداوار گزشتہ سال کی سطح پر متوقع ہے، جو مقامی سالانہ کھپت سے زیادہ ہوگی۔

حکومت نے مقامی منڈیوں میں چینی کی قیمتوں کی نگرانی کرنے کے اپنے ارادے کو مزید مستحکم کیا ہے، جو موجودہ مالی سال میں شوگر سیکٹر سے صحت مند منافع کو محدود کر سکتا ہے، اور اگر گنے کی خریداری کی قیمتوں کی اوسط میں کمی سے اس کو متوازن نہ کیا گیا تو جنوبی پنجاب میں منافع اور عملیت کے درمیان فرق بڑھنے کا امکان ہے، کیونکہ وہاں اعلیٰ سکروز کی وصولی، گنے کی کرشنگ اور چینی کی پیداوار کی نمایاں طور پر زیادہ مقدار چینی کی پیداوار کی لاگت کو متاثر کر رہی ہے۔

آپ کی انتظامیہ پاکستان میں شوگر انڈسٹری کے بدلتے ہوئے منظر نامے کی نگرانی میں سرگرم ہے، جس کا مقصد پیداواری لاگت کو کم کرتے ہوئے کرشنگ کی زیادہ سے زیادہ صلاحیت کو استعمال میں لانا ہے۔

ایتھنول:

ایتھنول کی عالمی مانگ میں کمی کی توقع ہے اگلے مالی سال کے لیے، جس سے یہ امکان ظاہر ہوتا ہے کہ آنے والے لمہینوں میں ایتھنول کی قیمتیں دباؤ میں رہ سکتی ہیں۔ ملک بھر میں ایتھنول کی پیداوار کی صلاحیتیں خام مال کی دستیابی سے تقریباً تاجروں پر چکی ہیں، جس کے باعث شیرے کی مناسب قیمتوں پر خریداری مزید مشکل ہو رہی ہے۔ حکومت کا برآمد کنندگان کے لیے فائسل ٹیکس رجیم کے خاتمے سے انتظامی بوجھ میں اضافہ ہوگا اور مکملہ پیچیدگیاں پیدا ہو سکتی ہیں۔ ان عوامل کے نتیجے میں ڈسٹری بیوٹرز کے منافع پر نمایاں دباؤ پڑنے کا امکان ہے۔

متعلقہ پارٹیوں سے لین دین:

متعلقہ فریقین سے لین دین on arm's length کی بنیاد پر کیا جا رہا ہے۔ متعلقہ فریقین سے کیے گئے تمام لین دین کی جامع فہرست مرتب کر کے ہر سہ ماہی میں آڈٹ کمیٹی کو پیش کی جاتی ہے۔ داخلی جانچ کا عمل اس بات کو یقینی بناتا ہے کہ متعلقہ فریقین سے لین دین arm's length کی بنیاد پر ہے۔ آڈٹ کمیٹی کے جائزے کے بعد معاملات بورڈ کے سامنے غور و فکر اور منظوری کے لیے رکھے جاتے ہیں۔

سال کے دوران کمپنی نے اپنے متعلقہ فریقوں کے ساتھ لین دین کیا۔ ان لین دین کی تفصیلات نوٹ 38 میں منسلک مالی بیانات میں ظاہر کی گئی ہیں۔

گزشتہ سال کے تقابلی اعداد و شمار کے ساتھ زیر جائزہ عرصہ کے دوران چینی کے شعبے کے آپریشنل کارکردگی کا گوشوارہ حسب ذیل ہے:

2023	2024		
101	98	دن	پیداواری عرصہ
807,367	712,164	میٹرک ٹن	گنا بیلے جانے کی مقدار
75,717	73,597	میٹرک ٹن	چینی کی پیداوار
9.37	10.30	شرح فیصد	رس سے چینی کی پیداواری اوسط
4.49	3.95	شرح فیصد	شیرے کا پیداواری تناسب
36,281	28,303	میٹرک ٹن	شیرے کی پیداوار

آپ کے انتظامیہ کی جانب سے چینی ملوں کی کارکردگی کو بڑھانے اور اعلیٰ پیداواری گنے کی اقسام کو ترقی دینے اور گنے کے کچرے کے مواد اور دیگر عملی امور پر کنٹرول کی بے مثال کوششوں نے تازہ طور پر کاٹے گنے کو 10.30% کی ریکارڈ چینی کی وصولی کی شرح سے نوازا ہے۔ 2023-24 کے کٹائی کے موسم میں خاص طور پر وسطی اور بالائی پنجاب میں گنے کی کاشت میں مزید کمی آئی، جس کے نتیجے میں عملی دنوں میں کمی اور مجموعی طور پر کرسٹنگ حجم کم رہا۔

حکومت نے گنے کی کم از کم سپورٹ قیمت 300 روپے سے بڑھا کر 400 روپے فی من مقرر کر دی۔ تاہم گنے کی کمیابی کے باعث ہمسایہ ملوں کے درمیان قیمتوں کا مقابلہ شروع ہو گیا تاکہ کرسٹنگ کو زیادہ سے زیادہ کیا جاسکے، جس سے گنے کی اوسط قیمت کم از کم سپورٹ قیمت سے زیادہ ہو گئی۔

تاہم، بہتر آمدنی سے توقع کی جارہی ہے کہ کاشتکار گنے کی کاشت پر زیادہ توجہ دیں گے، جس سے آئندہ گنے کے زیر کاشت رقبے میں اضافہ ممکن ہو سکتا ہے

ڈسٹری:

زیر جائزہ عرصہ کے دوران 246 لیٹرنی میٹرک ٹن کی شرح سے 69,562 میٹرک ٹن شیرہ پراسس کر کے 13,690 میٹرک ٹن انڈسٹریل گریڈ اتھنول پیدا کی گئی جبکہ سابقہ سال کے دوران 250 لیٹرا اتھنول فی میٹرک ٹن کی پیداواری شرح سے 91,704 میٹرک ٹن شیرہ پراسس کر کے 18,334 میٹرک ٹن انڈسٹریل گریڈ اتھنول پیدا کی گئی تھی۔

زیر جائزہ سال اور سابقہ سال کے عرصہ میں ڈسٹری کے شعبے میں پیداواری کارکردگی کے اعداد و شمار کا تقابلی گوشوارہ حسب ذیل ہے:

2023	2024		
184	192	دن	پیداواری عرصہ
91,704	69,562	میٹرک ٹن	شیرے کی کھپت
18,334	13,690	میٹرک ٹن	اتھنول کی پیداوار
250	246	لیٹرنی میٹرک ٹن	پیداواری اوسط

ڈائریکٹران رپورٹ برائے ممبران

معزز ممبران،

نوں شوگر ملز لمیٹیڈ کے ڈائریکٹران 30 ستمبر 2024 کو اختتام پزیر ہونے والے مالی سال کی باسٹھویں سالانہ رپورٹ، آڈٹ شدہ مالیاتی حسابات اور ان پر آڈٹ رپورٹ پیش کرتے ہوئے خوشی محسوس کر رہے ہیں۔

مالیاتی کارکردگی:

آپ کی کمپنی نے زیر جائزہ سال میں 619 ملین روپے کے بعد از ٹیکس نقصان کا سامنا کیا، جبکہ گزشتہ سال کے اسی عرصے میں 419 ملین روپے کا منافع ہوا تھا۔ موجودہ سال میں خالص فروخت 11,326 ملین روپے رہی، جبکہ گزشتہ سال یہ 9,280 ملین روپے تھی۔ موجودہ مالی سال کے دوران فی شیئر نقصان 37.50 روپے رہا، جبکہ گزشتہ سال کے اسی عرصے میں فی شیئر آمدنی 25.39 روپے تھی۔

موجودہ مالی سال کمپنی کے لیے انتہائی مشکل ثابت ہوا۔ تاریخی طور پر بلند مارک اپ ریٹس، بڑھتی ہوئی مہنگائی، اور ٹیکسوں میں اضافے نے پیداواری لاگت میں نمایاں اضافہ کیا جسے کمپنی جذب نہیں کر سکی۔ اس کے علاوہ، حکومت نے چینی کی قیمتوں پر قابو پانے کے لیے جارحانہ حکمت عملی اپنائی، جس نے صنعت پر مزید اثر ڈالا۔ ان چیلنجوں کے باوجود، آپ کی کمپنی نے عزم کا مظاہرہ کرتے ہوئے آمدنی میں نمایاں اضافہ حاصل کیا۔ تاہم، لاگت میں غیر معمولی اضافے نے منافع کو ختم کر دیا، جس کے نتیجے میں سال کا خالص نقصان درج ذیل ہے:

2023 (ملین روپے)	2024 (ملین روپے)	
9,280	11,326	پیداوار کی فروخت سے حاصل شدہ کل رقم
1,897	1,130	خام منافع
1,244	619	پیداواری منافع
419	(619)	خالص آمدن
25.39 روپے	(37.50) روپے	فی حصہ آمدن (روپے)

پیداواری کارکردگی:

چینی:








آپ کی ملز نے سابقہ سال کے تقابلی عرصہ کے دوران نیلے جانے والے 807,367 میٹرک ٹن گنے سے 101 دنوں میں 9.37 فیصد شرح کشید سے پیدا کردہ 75,717 میٹرک ٹن چینی کی پیداوار کے مقابلے میں 712,164 میٹرک ٹن گنا بیلا اور 98 دنوں کے عرصہ میں 10.30 فیصد شرح کشید سے 73,597 میٹرک ٹن چینی پیدا کی۔










**Be aware, Be alert,
Be safe**

Learn about investing at
www.jamapunji.pk

Key features:


-  Licensed Entities Verification
-  Scam meter*
-  Jamapunji games*
-  Tax credit calculator*
-  Company Verification
-  Insurance & Investment Checklist
-  FAQs Answered

-  Stock trading simulator
(based on live feed from KSE)
-  Knowledge center
-  Risk profiler*
-  Financial calculator
-  Subscription to Alerts (event
notifications, corporate and
regulatory actions)
-  Jamapunji application for
mobile device
-  Online Quizzes



Jama Punji is an Investor
Education Institute of
Securities and Exchange
Commission of Pakistan

 jamapunji.pk

 [@jamapunji_pk](https://twitter.com/jamapunji_pk)

*Mobile apps are also available for download for android and ios devices.